



## ANNUAL

## Trustees Report 2024

### Our Vision

Is to work towards an end to food poverty

### Our Mission

Is to partner with local communities to help those who are experiencing food poverty

### Objectives

- To collect, sort and store donations of long-life food and toiletries
- To provide a three day supply of food to individuals or families in crisis
- To signpost possible longer term solutions or support for clients

# Larne Foodbank

## Who we are

Larne Foodbank is a non-denominational Christian outreach registered charity operating under the auspices of the Trussell Trust which has several hundred foodbanks throughout the United Kingdom.

Larne Foodbank is supported by many churches, organisations, groups and individuals in and around Larne

We supply a 3-day pack of nutritionally balanced food items as well as toiletries to people in crisis.





Larne Foodbank, its Management Board, Trustees, administrative team and some 70 volunteer workers have been meeting the needs of those suffering food poverty within our community since March 2013.

In the eleven years of operation, we have provided 3 days' emergency food and other essential items to 16,415 people; 10,520 adults and 5,895 children.

This report covers the period from 1<sup>st</sup> April 2023 to 31<sup>st</sup> March 2024.

### **1: Report from Paul Adamson, Trustee and Chair of Larne Foodbank Management Board:**

I took over as Chairman in January 2024 and have seen a lot of changes at Larne Foodbank over the past year. We have seen many changes in personnel; changes in our structure; and changes to the Larne Foodbank Constitution. Most notably we record with sadness the death of our Honorary Secretary and good friend and colleague Mr Alex Munro. Alex is greatly missed by all in the Foodbank Community.

My thanks go to the small working group who identified that the structure and operations within the Foodbank did not meet our changing needs. We have now changed the constitution which was ratified at our AGM held on 23<sup>rd</sup> May 2024.

The number of people fed between 2022/23 and 2023/24 has risen marginally from 2847 to 2870. However, it should be noted that the number of children needing support represents 41.6% of all people in receipt of food parcels.

The statistics below show a levelling off between 2023 and 2024. But the increase from 2022 to 2024 represents a massive increase of 49.4%. I think we can all agree the times are very challenging for our neighbours in Larne. I say neighbours, as the parable of the Good Samaritan tells us our neighbours are anyone we come in contact with, and the values of our Foodbank mean we

- welcome strangers,
- help them in their hour of need,
- show compassion, without judgement.

Our Volunteers show these values at every distribution session.

You can gauge from the Food Donated and Food issued, that basically, what we are getting in is going straight out. The stock level in our small warehouse is at the lowest it has been for some time, but we have never run out. When we ask for food and products that we are short of, the people of Larne respond in such a positive way, responding to our need as a foodbank. Without the support of the people of Larne, we couldn't meet our client's needs.

The Foodbank and its Referrers work in partnership to best help our clients to escape from the cycle of financial hardship. The foodbank provides the basic need of food with our specialist referrers working with the clients to develop pathways and solutions out of their particular problems. We do commit to supporting some clients with additional food parcels on the understanding that they continue to work with referrers to complete the programme identified that will break the cycle of poverty they find themselves in. Some agencies are more successful in assisting people than others and we have sought to develop good working relationships with these agencies for the benefit of our clients.

Financial hardship is the main reason why people attended our foodbank. Financial hardship includes cost of living crisis, inflation, increased debt, utility bills, food, rent, mortgage payments. We all know this but fortunately for some of us we haven't been pushed over that threshold. It is a very

narrow line and we know it's not going to get any easier. This coming year, I believe will be more challenging for the foodbank.

From April 23 to March 24 Trussell Trust foodbanks in NI distributed 90,375 food parcels, with NI seeing the largest percentage increase of food parcels distributed in any of the UK regions, an increase of 11%. The Trussell Trust have in place a 10-point plan called 'Guaranteeing Our Essentials'. They will canvass government both here at Stormont and at Westminster to ensure peoples income covers the cost of living while supporting the wellbeing of everyone who needs help. As a Trussell Trust Foodbank we will continue supporting this campaign in the coming year, an election year as well.

It is a sad indictment of government and society that we had 375 referrals for clients who had never attended the foodbank previously. It shows that people are being pushed over the edge financially and the only people they can turn to for support are foodbanks and our referrers.

At Christmas of 2023 CAP, Equality Period, St Vincent de Paul and Larne Foodbank ensured another successful Christmas Hamper programme. Hampers were prepared and delivered to feed a total of 692 people. Our Admin Team put in a lot of work and stress behind the scenes to make this all happen. The response from our partners and volunteers was amazing and local business such as ASAP helped us with logistics. We can't underestimate how the School and Church Harvest collections fill our stores in readiness for Christmas and without this contribution I don't know what we would do.

ACTIVITIES THROUGHOUT THE YEAR Obviously, I'll leave something or someone out, so accept my apologies in advance.

- Schools out Programme – providing families over the school holiday periods with additional help.
- Breakfast Club – providing cereal and juice to some local breakfast clubs.
- Supporting CAP – Wendy and Sharon ran a cook along with your children course. We supported it with a little additional food and encouraging people to get involved.
- Larne Community Cluster, provided training for our Volunteers and we would encourage all our volunteers to take advantage of any training offered. 11 of our Volunteers completed a emergency first aid at work course, and gained certification.
- Supporting the Trussell Trusts "Guaranteeing Our Essentials" campaign.
- Supporting the School Uniform scheme through our friends at MEACAS.
- Highlighting the Hunger in NI Report.

I would like to take this opportunity to thank Craigyhill Methodist Church for their continued support and commitment to Larne Foodbank. A special thank you to our Administration Team for their continued dedication and hard work throughout the year, and of course you, our volunteer Team, a massive thank you.

**2: Running the Foodbank:**

**Finance:** The cost of running Larne Foodbank is approximately £42k per annum, see Statement of Receipts and Payments, (The figures presented at the AGM are given below).

Table 1: Figures presented at the AGM of Receipts and Payments in the year ended 31s March 24 and a graph showing the receipts and payments over the eleven years of Larne Foodbank.



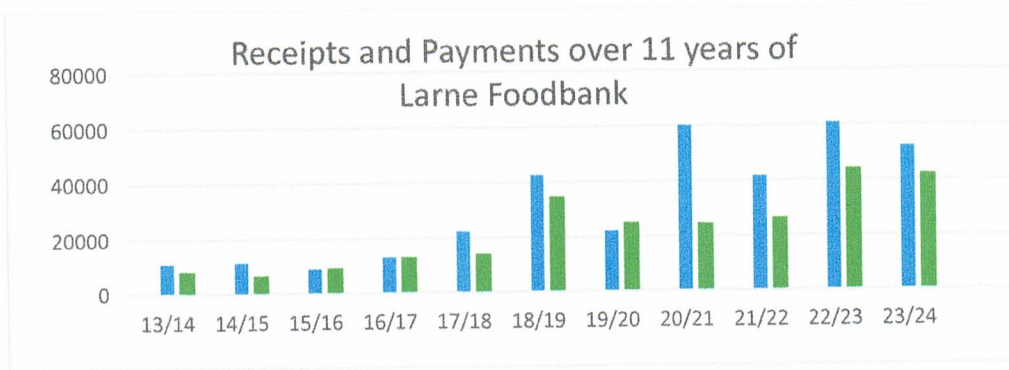
Receipts – Year Ended 31 <sup>st</sup> March 2024	Unrestricted Funds	Restricted Funds	Total
Local Business Donations	7305	8221	
Just Giving	900		
Peoples Fundraising	2040		
Fundraising Events	1170		
Other Local Groups and Associations	2152		
Schools	2335		
Churches Directly	2159		
Churches Indirectly through its Members	13318		
Other Individual donations	9942		
Gift Aid	2831		
<b>Total</b>	<b>441512</b>	<b>8221</b>	<b>52373</b>



Payments – Year Ended 31 <sup>st</sup> March 2024	Unrestricted Funds	Restricted Funds	Total
Rent	2000		
Donations to Partner Charities	3560		
Fresh Food voucher and stock	4820	8827	
Wages and Office Expenses	20990		
Event Expenses	750		
Insurance	449		
Equipment	205		
Trussell Trust Registration	360		
<b>Total</b>	<b>33135</b>	<b>8827</b>	<b>41962</b>



Statement of receipts and payments – Year Ended 31 <sup>st</sup> March 2024	Unrestricted Funds	Restricted Funds	Total
<b>Total receipts</b>	<b>44152</b>	<b>8221</b>	<b>52373</b>
<b>Total Payments</b>	<b>33135</b>	<b>8827</b>	<b>41962</b>
<b>Surplus /- Deficit for the Year</b>	<b>11017</b>	<b>-606</b>	<b>10411</b>
<b>Funds at 31st March of previous Year</b>	<b>90762</b>	<b>606</b>	<b>91368</b>
<b>Balance</b>	<b>101779</b>	<b>0</b>	<b>101779</b>



Clearly our finances are stable and very healthy. We are pleased to report that over the past year we have received restricted donations from local businesses of £8,222 and a further £7,305 of unrestricted donations, a total of £15,527 from local Business. It is hoped that we can secure some grant funding towards the cost of wages over the next financial year.

**GDPR:** There were no data breaches in the year that this report covers.

**Safeguarding:** There are no safeguarding issues to report.

**Health and safety:** Emergency First Aid training was undertaken by eleven of our volunteers on 11<sup>th</sup> October 2023. The training was funded by Mid and East Antrim Borough Council through the Larne Community Cluster and delivered by BISP Training Ltd.

**3: Annual Statistics:**

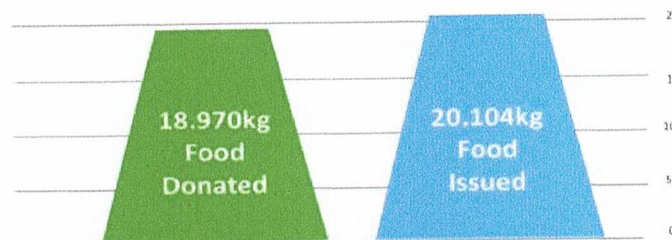
Donations:

18.970 Kilogrammes of food and essential items were donated to the Foodbank in 2023-24 with just under 23% being donated by local churches and 39% being donated via the ASDA donation point.

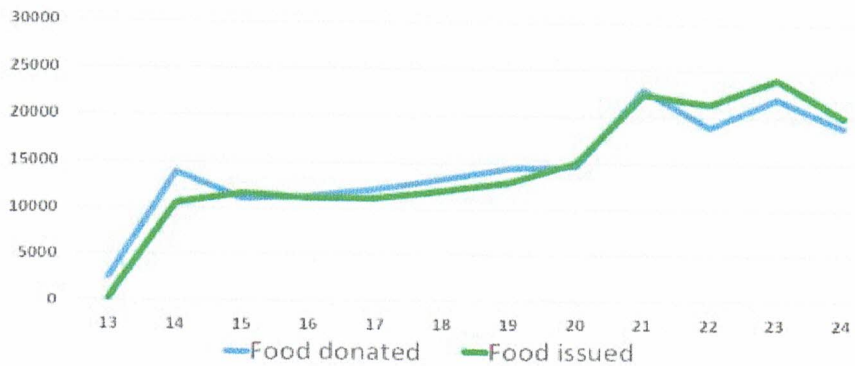
We are particularly grateful for this as ASDA contribute a monetary donation as a percentage of the total weight donated by the public.

Donations overall were once again good and we are immensely grateful to the local community for their support. As you can see from the diagram below we distributed more food than was donated and our stocks are reducing. However, the Foodbank was able to meet the demand. We are humbled to see the support, throughout our 11 years of operation, where the donations received correlates closely to the volume of food distributed. However, as can be seen the amount of food being donated is falling behind a little and we have had to purchase some food items ourselves to ensure we have all the items on the picking lists. The amount of purchased food is expected to increase over the next year.

**Food Donated and Issued April 23 to March 24**



## Food Donated and Issued over 11 years



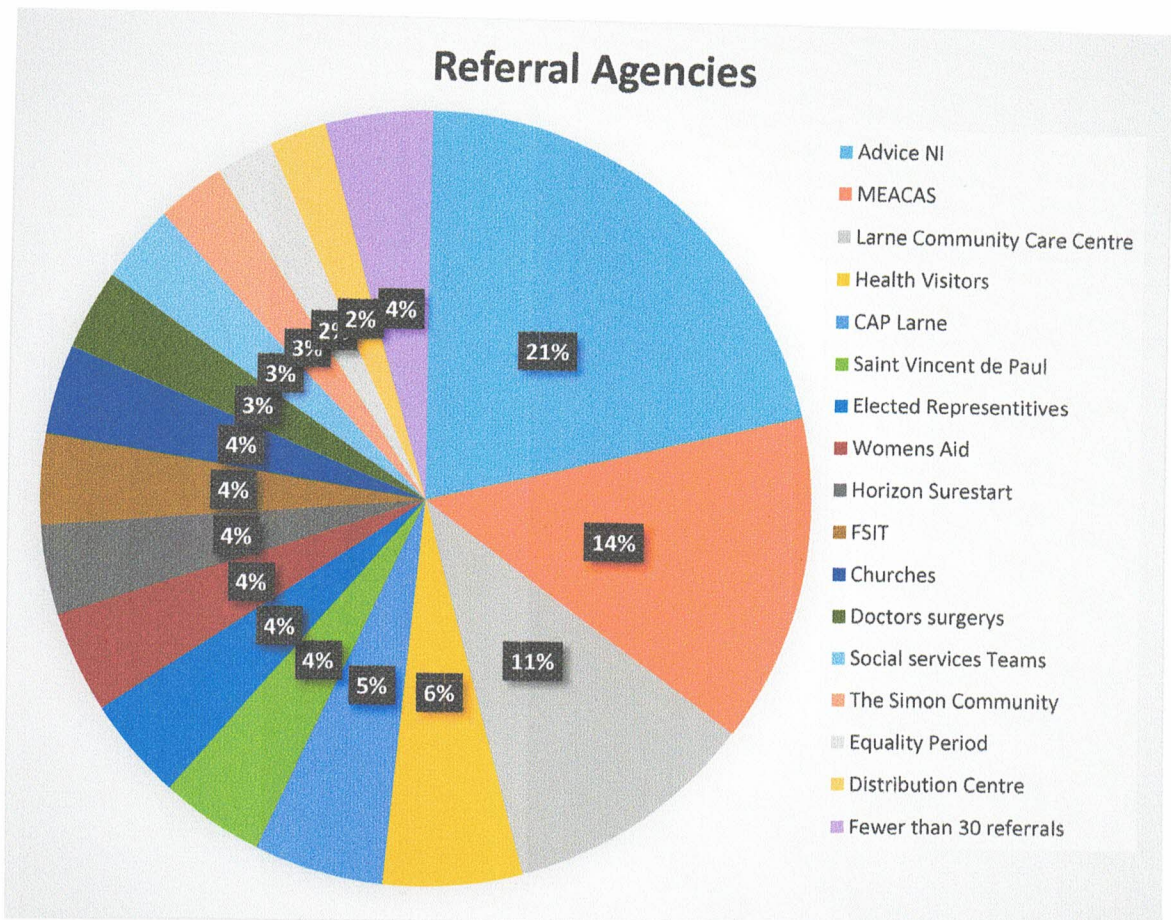
### Referrers: A strong Referral Agency Partnership:

Individuals and families are referred to us through a wide range of some 52 active referral agencies who are intended to also assist people with their crisis. Some referral agencies are better than others at providing the important additional assistance to help people with a long term resolution to their crisis. We have tried to signpost people to these agencies and work most closely with those who provide this help.

Referrals during the past year, 1 April 2023 to 31st March 2024, were 2,870, up from 2,847 in the same period in 2022/23. While this is a very small increase from last year it should be noted that the increase over the period 1 April 2022 to 31st March 2024 is just under 50%. Larne Foodbanks' increase this past year is much lower than the Trussell Trust Northern Ireland increase of 11%.

Table 2: Referral agencies and numbers of people referred with a graph below:

Referral agency	Number	%	Referral agency	Number	%
Advice NI	613	21.3	FSIT	108	3.8
MEACAS	397	13.8	Churches	108	3.8
Larne Community Care	305	10.6	Doctors surgeries	95	3.3
Health Visitor Teams	168	5.9	Social Service Teams	93	3.2
Cristians Against Poverty (CAP)	156	5.4	The Simon Community	82	2.9
St Vincent de Paul	124	4.3	Equality Period	69	2.4
Local Elected Representatives	124	4.3	Self-referral at Foodbank	869	2.4
Womens Aid	122	4.3	Fewer than 30 referrals	<b>129</b>	4.5
Horizon Surestart	108	3.85	<b>Total Individuals Referred</b>	<b>2870</b>	100



Statistics gathered throughout the year show our nine main Referrers were: Advice NI, 21.3%; MEACAS (formerly Citizens Advice), 13.8%; Larne Community Care and Crisis Housing, 10.6%; Health Visitor Teams, 5.9%; Christians Against Poverty (CAP), 5.9%; St Vincent de Paul, 4.3%; Elected Representatives, 4.3%; Women's Aid, 4.3%; and Horizon Surestart, 4.3%. Most of these referral agencies are good at further assisting people with their crisis.

The plan to phase out the number of self-referrals at Larne Foodbank has been more successful this past year and we have managed to reduce it to 2.4% of the total referrals. Down from 7% in the previous year.

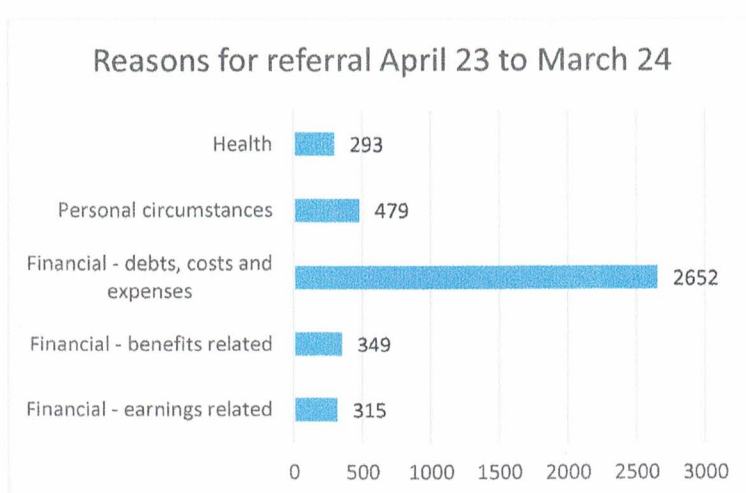
**Crisis types; as identified by referrers:**

When an individual or family is referred to the Foodbank the referral agency completes a form, part of which is to identify the reason(s) why the referral is being made. This form has been amended by Trussell Trust over the past year in order to give further evidence which can be used as a lobbying tool to Change Government Policy. Referrers are able to identify the main and secondary reasons for crisis.

The table and chart below shows that 65% of those referred are listed as having financial difficulties, with the biggest reason being the rising cost of essential. This has resulted in the Trussell Trust along with the Joseph Rowntree Foundation instigating a 'Guarantee Our Essentials' Campaign to endeavour to get Government to cover the cost of basic essentials within the benefits system.

Table 3: Crisis types and numbers referred (it should be noted that a main cause and a secondary cause of crisis is recorded);

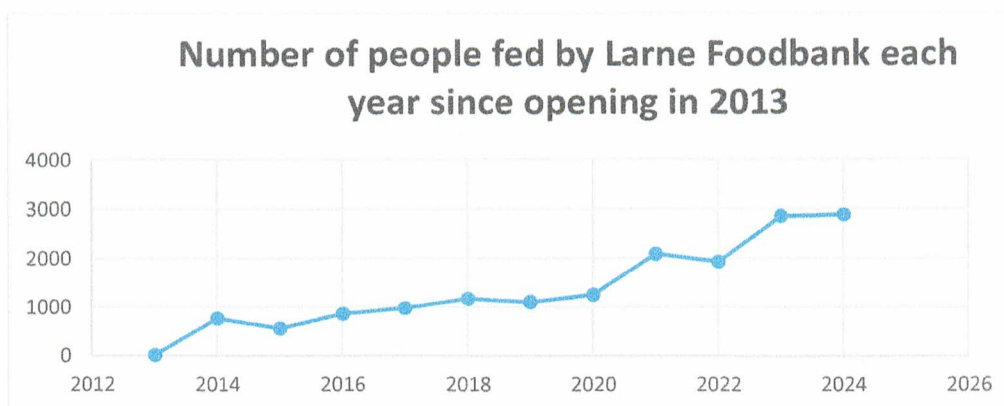
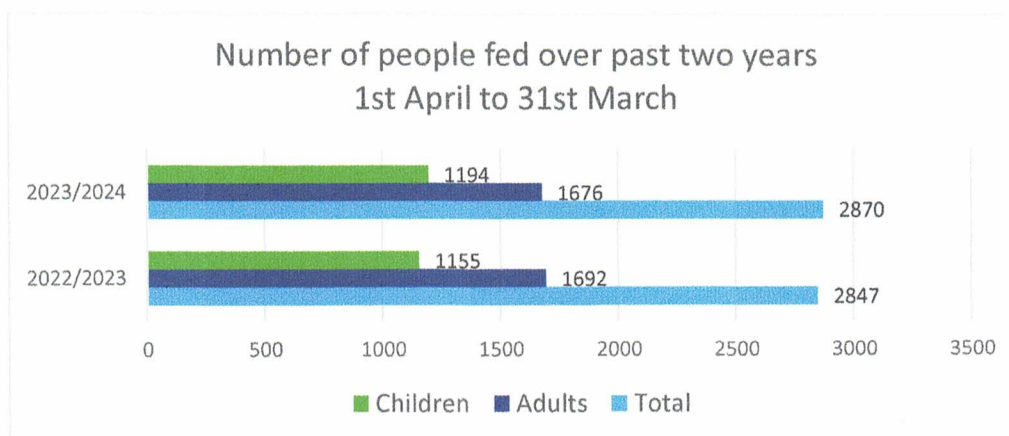
Reasons for referral	Vouchers	Adults	Children	Total
<b>Financial - earnings related :</b>				
Change in work hours	19	49	24	73
Unemployment following permanent work	43	81	45	126
Unemployment following temporary work	9	18	9	27
Delay in or awaiting other income	28	53	36	89
<b>Financial - benefits related :</b>				
Benefit delay	78	121	60	181
Benefit deduction due to overpayment or benefit advance	7	13	11	24
Benefit reduction due to change in eligibility	22	45	52	97
Benefit reduction due to sanction	5	8	3	11
Awaiting first benefit payment for less than a month	9	12	7	19
Awaiting first benefit payment for more than a month	9	11	6	17
<b>Financial - debts, costs and expenses</b>				
Priority debt	56	118	56	174
Non-priority debt	69	125	110	235
Cost of dependents has increased	135	238	312	550
Rising costs of essentials	421	756	547	1303
Other unexpected expense	127	212	178	390
<b>Personal circumstances :</b>				
Insecurely housed	63	76	21	97
No access to financial support due to immigration status	3	8	3	11
Loss of support from friends or family	37	57	27	84
Change in relationship status	11	17	22	39
Domestic abuse	41	52	40	92
Change in dependents	38	64	92	156
<b>Health :</b>				
New physical or mental health condition	9	15	9	24
Ongoing impact of physical or mental health condition	116	191	66	257
Change in existing physical or mental health condition	6	8	4	12
	1361	2348	1740	4088



**Numbers of people needing Foodbank help**

Table 4: Year-on-year and cumulative figures and graphs below show Larne Foodbanks statistics over the past eleven years.

Year	Yearly figures			Cumulative figures		
	Children	Adults	Total	Children	Adults	Total
2012-13	1	8	9	1	8	9
2013-14	153	615	768	154	623	777
2014-15	128	432	560	282	1,055	1,337
2015-16	214	647	861	496	1,702	2,198
2016-17	209	766	975	705	2,468	3,173
2017-18	349	819	1,168	1,054	3,287	4,341
2018-19	352	749	1,101	1,406	4,036	5,442
2019-20	440	809	1,249	1,846	4,845	6,691
2020-21	890	1,196	2,086	2,736	6,041	8,777
2021-22	810	1,111	1,921	3,546	7,152	10,698
2022-23	1,155	1,692	2,847	4,701	8,844	13,545
2023-24	1,194	1,676	2,870	5,895	10,520	16,415



The Trussell Trust identifies Northern Ireland as having recorded the largest increase in food parcels issued in the past year at 11% increase. England shows 5% increase, Scotland a decrease of 0.1% and Wales a 1% increase. This shows that Northern Ireland has work to do to help prevent people needing Foodbanks and for us as a network of Foodbanks to help resolve people's crisis by signposting to further assistance.

This is why Larne Foodbank continues to build closer working relationships with our referral agencies, churches, charities and community groups, gathering strength, information and high quality signposting to continue to reverse this alarming trend.

#### **4: Strategic and business planning:**


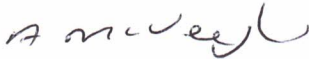
Goals and initiatives of Larne Foodbank are listed below with comments on what we were able to achieve.

<b>GOAL</b>	<b>MET?</b>	<b>NOTE</b>
To continue to provide food for families and individuals who find themselves in crisis.	Met	The basic role and function of the Foodbank.
To signpost those who seek our help to other agencies who may be of assistance.	Met	We have improved our referrals to agencies such as CAP, Mid and East Antrim Affordable Food Club, St Vincent de Paul, Larne Baby Bank and others.
To continue to develop our services in Glenarm and Carnlough.	Partly met	We still find that referrals from Glenarm and Carnlough are low.
To continue to monitor the impact of the welfare system.	Met	Through local agencies, MEACAS, Advice NI and the Trussell Trust nationally as can be seen in the Hunger in NI report.
To continue to seek support from grant awarding bodies.	Not Met	While we did apply for one grant we were unsuccessful.
To grow our relationships with local communities and schools and form stronger links with other Foodbanks.	Met	We continued with our 'schools out' programme through the summer holidays and supplied breakfast cereal to some local schools. We connected well with Carrick Foodbank.
To build on the intensive survey of our volunteers with training events and skills development...	Met	We offered a number of training opportunities to our volunteers including First Aid, Social Media, Manual Handling and Safeguarding training,
To develop stronger relationships with local business.	Met	We received donations of £15,527 from Local Business in the year 2023- 24. Further work can be done.
To generate a marketing/fund raising strategy	Partly met	While our staff produces a monthly UPDATE informing the community about our work and we continue to be more proactive through Facebook, we would like to develop this further.

To aim for a continuation of the 'fresh produce vouchers'.	Met	We have the funds to continue this highly successful scheme.
To engage with the Trussell Trusts 'Guarantee Our Essentials' campaign	Met	We took every opportunity to promote this initiative at our AGM and at other community events.

**Conclusions:**

The work carried out by our volunteers and staff, the generosity of the local people, organisations and businesses and the partnerships formed with local Referral Agencies has placed us in a strong position to deal with the numbers of those who seek our help while at the same time working towards a day when we are no longer needed.

Signed: Chair Larne Foodbank 	Date:
Signed: Honorary Secretary Larne Foodbank 	Date:

## Public Benefit Statement 2023/2024

During the year 2023/2024 Larne Foodbank received donations of 18.970 Kilogrammes of food and toiletries from a variety of sources: - collection points in local shops, local churches, local businesses, individuals, organisations and schools.

Larne Foodbank provided a minimum of three days' supply of non-perishable food and toiletries to families and individuals, who were identified by referral agencies as being in crisis, leading to food poverty. We also issued vouchers for fresh meat, fruit, vegetables, milk and bread to individuals and families on their initial visits. Other items such as cat and dog food (supplied by USPCA) were issued when available.



Recipients must obtain a voucher from one of our 52 referring agencies before receiving food. In the year ending March 2024 we gave out 20.104 kilogrammes of food and toiletries fulfilling 1029 vouchers. This provided food to 1676 adults and 1194 children, a total of 2870 people. The bulk of these recipients were referred by Advice NI (21.3%), Mid and East Antrim Community Advice Services (13.8%), Larne Community Care Centre (10.6%) Health Visitor Teams (5.9%) and Christians Against Poverty (5.4%). The average number of food parcels issued to each unique family was 1.76 parcels in the year.

The major reason for clients being in crisis was identified by our Referrers as Financial hardship, including debt, costs and expenses (65%). Other reasons identified by referrers as reasons for referral were: - Personal Circumstances (11.5%), Benefit issues (8.5%), Earnings related problems (8%) and Health issues (7%).

At Christmas of 2023 Larne Foodbank, along with our partners from Christians Against Poverty, Equality Period and St Vincent de Paul, delivered 381 bags of food and other items to 236 homes.

The work of Larne Foodbank is supported by over 70 volunteers who sort, date and store food, meet with and listen to clients and manage and administer the charity with the support of three part-time paid staff.

Signed on Behalf of the Trustees of Larne Foodbank

Signature	Print Name	Date
	ANNE MCNEILL	
	PAUL ADAMS	

Larne Foodbank 31<sup>st</sup> March 2024

I have examined the Receipts and Payments account of the Larne Foodbank for the year ended 31<sup>st</sup> March 2024 with the books and records and in my opinion the Receipts and Payments account is in accordance therewith.

Physical food donations are not part of my review.

A handwritten signature in blue ink that reads "Stephen Knox". The signature is written in a cursive style.

Stephen Knox

22 Bay Park, Larne

21<sup>st</sup> May 2024



## Statement of receipts and payments - Year Ended 31 March 2024

	Unrestricted Funds £	Restricted Funds £	Total 2023/2024 £	Total 2022/2023 £
<b>Receipts</b>				
<i>Voluntary Receipts</i>				
Donations and Gift Aid	42982		42982	49509
Grant, donations for restricted items		8221	8221	11400
			0	
			0	
Miscellaneous			0	
Fundraising Events	1170		1170	
	44152	8221	52373	60909
<b>Payments</b>				
Cost of Fundraising				
Cost of Charitable Activities	29215	8827	38042	40563
Governance costs	360		360	360
Grants and donations (for the alleviation of poverty)	3560		3560	3000
Total Payments	33135	8827	41962	43923
Surplus/-Deficit for the year	11017	-606	10411	16986
Funds at 31st March of previous year	90762	606	91368	74382
Balance	101779	0	101779	91368
Reconciliation				
Balance per Bank			101723	91326
Petty Cash			56	42
less cheque not cleared				
Cash and Bank in Hand			101779	91368

Signed C. Hyndes  
& Alexander

Date 21/5/24

Audited Stephen Hare (see report  
attached)

Date 21 May 2024



Larne Foodbank Statement of assets and liabilities : Year ended 31st March 2024					
	Unrestricted Funds	Restricted Funds	Endowment funds	Total Funds	Previous Year
Cash in Bank and in Hand	£ 101,779.00	£ -		<b>£ 101,779.00</b>	<b>£ 91,368.00</b>

	details	current value	
Assets retained for the charities own use			
	Food Stock	£ 7,917.00	£ 10,687.44
	Computers	£ 20.00	£ 30.00
	printers	£ 100.00	£ 50.00
	office equipment	£ 90.00	£ 100.00
	training equipment	£ 20.00	£ 30.00
	storage facility	£ 4,375.00	£ 4,900.00
	<b>Total</b>	<b>£ 12,522.00</b>	<b>£ 15,797.44</b>

	details		
Liabilities	Vouchers - outstanding payments	£ 1,265.00	£ 1,138.00

Signature	Print Name	Date
<i>Martin Wilson</i>	MARTIN WILSON	
<i>Glynis Alexander</i>	GLYNIS ALEXANDER	