

**REGISTERED COMPANY NUMBER: 01432126 (England and Wales)**  
**REGISTERED CHARITY NUMBER: 508910**

**REPORT OF THE TRUSTEES AND  
CONSOLIDATED FINANCIAL STATEMENTS FOR THE YEAR ENDED 31 JULY 2023  
FOR  
WHIRLOW HALL FARM TRUST LIMITED AND ITS SUBSIDIARIES**

Hollis and Co Limited  
Chartered Accountants  
Statutory Auditor  
35 Wilkinson Street  
Sheffield  
South Yorkshire  
S10 2GB

# WHIRLOW HALL FARM TRUST LIMITED

## CONTENTS OF THE FINANCIAL STATEMENTS FOR THE YEAR ENDED 31 JULY 2023

|   | <b>Page</b> |
|---|-------------|
| Reference and Administrative Details                    | 1           |
| Chairman's Report                                       | 2           |
| Report of the Trustees                                  | 3 to 9      |
| Report of the Independent Auditors                      | 10 to 12    |
| Consolidated Statement of Financial Activities          | 13          |
| Consolidated Balance Sheet                              | 14          |
| Company Balance Sheet                                   | 15          |
| Consolidated Cash Flow Statement                        | 16          |
| Notes to the Consolidated Cash Flow Statement           | 17          |
| Notes to the Consolidated Financial Statements          | 18 To 31    |
| Detailed Consolidated Statement of Financial Activities | 32 to 33    |

## WHIRLOW HALL FARM TRUST LIMITED

### REFERENCE AND ADMINISTRATIVE DETAILS FOR THE YEAR ENDED 31 JULY 2023

|                                  |  |
|----------------------------------|--|
| <b>TRUSTEES</b>                  | Keith Edmund Lilley (resigned 16.09.23)<br>Kathleen Margaret Aikin<br>Hugh David Facey<br>Norman Stuart Farmer<br>Peter David Edwards - Chair<br>Olubukola Oshin<br>Martin McKervey<br>Tanya Christina Holt (appointed 17.09.22)<br>Kate Louise Gemmell (appointed 01.03.23) |
| <b>COMPANY SECRETARY</b>         | Martin McKervey  |
| <b>REGISTERED OFFICE</b>         | Whirlow Hall Farm<br>Whirlow Lane<br>Sheffield<br>S11 9QF  |
| <b>REGISTERED COMPANY NUMBER</b> | 01432226 (England and Wales)   |
| <b>REGISTERED CHARITY NUMBER</b> | 508910   |
| <b>AUDITORS</b>                  | Hollis and Co Limited<br>Chartered Accountants<br>Statutory Auditor<br>35 Wilkinson Street<br>Sheffield<br>South Yorkshire<br>S10 2GB  |
| <b>CHIEF EXECUTIVE OFFICE</b>    | Ben Davies   |
| <b>BANKERS</b>                   | HSBC<br>PO Box 50<br>17 Church Street<br>Sheffield<br>S1 1HH   |

## WHIRLOW HALL FARM TRUST LIMITED

### CHAIRMAN'S REPORT FOR THE YEAR ENDED 31 JULY 2023

The Trust is extremely proud of the progress that was made during the year. With the opening of a second education building and teaching kitchen, and the expansion of our education team, our 40<sup>th</sup> anniversary pledge to help increasing numbers of youngsters has been made possible. Thanks to incredible generosity from those who see the value in what we do, we have substantially increased our capacity to deliver services to children and young adults, and broadened the scope of the programmes we offer. In addition, we have been able to invest in our commercial operations and infrastructure so that we will become increasingly sustainable – both financially and environmentally.

The Trust remains committed to its full range of educational activities. Those that were interrupted by COVID have now fully resumed, and each programme has grown in either number of individuals attending or days provided. We continue to offer and develop:

- Alternative (Nurture) Provision for secondary school-age children
- Learning Difficulties and Special Needs programmes for young adults
- Day Visits and Residential Stays for primary school children
- Apprenticeships and placements for College and University students

Attendance on each programme continues to be enabled through our links with Sheffield City Council, schools and academies, families and other providers. In addition, we have developed relationships with local NHS organisations who support neurodiverse children, and are delighted that they too have benefited from time spent at the Trust.

In addition to the generosity that has enabled the expansion of our infrastructure, the Trust has been grateful for the considerable support that it has received from grant-awarding organisations, particularly given the financial pressures that have been felt this year. We have received substantial and, in some cases, multi-year grants which have enabled us to invest in strengthening the team. With our improved commercial operation generating a surplus this year, and successful fundraising events, we remain upbeat about our financial position. We have sufficient reserves for the coming year.

As ever, the Trust has also received a huge amount of non-financial support. Our development work has leant heavily on pro-bono professional assistance, whilst the understanding of our neighbours has been critical to turning plans into reality. And we are enormously grateful that our wonderful volunteers and Trustees have again given freely of their energy, experience and enthusiasm. They contribute to every aspect of Trust life – delivering our charitable programmes, helping with governance and management, working on the farm, harvesting the crops, serving in the shop and at events, and much, much more. This support has been hugely appreciated: thank you to every single one of you that has helped.

Finally, I must say how proud I am to be taking over the role of Chair. My predecessor, Keith Lilley, was the driving force behind the considerable progress made over the course of his 8-year tenure, particularly improving the Trust's facilities and refocussing the charitable offer; the Trust owes him a huge debt of gratitude. Whilst he will be sorely missed, I am determined to carry on the excellent work done by him, and those that went before him.

Peter Edwards  
Chair of the Board of Trustees  
September 2023

## **WHIRLOW HALL FARM TRUST LIMITED**

### **REPORT OF THE TRUSTEES FOR THE YEAR ENDED 31 JULY 2023**

The trustees, who are also directors of the charity for the purposes of the Companies Act 2006, present their report with the financial statements of the charity for the year ended 31 July 2023. The trustees have adopted the provisions of Accounting and Reporting by Charities: Statement of Recommended Practice applicable to charities preparing their accounts in accordance with the Financial Reporting Standard applicable in the UK and Republic of Ireland (FRS 102) (effective 1 January 2019).

#### **OBJECTIVES AND ACTIVITIES**

##### **Objectives and aims**

Whirlow Hall Farm Trust Ltd (WHFT) is located on a 138 acre working farm on the outskirts of Sheffield. We provide outdoor-based educational and developmental activities for children and young adults on day and residential programmes. We welcome youngsters from all backgrounds but focus on individuals who have special educational needs and disabilities (SEND), behavioural and emotional challenges, or on schools and groups from areas that are disadvantaged. We provide tailored opportunities that enable them to reach their full potential.

Our programmes are built around nurture, farming and the environment, and are closely allied to the national curriculum and to city-wide priorities. For some - particularly primary school children - what we do enhances existing educational and vocational provision. But our focus is increasingly on providing an alternative for those whose needs cannot be met by mainstream programmes. We help children who have been excluded, or who are at risk of exclusion, to stay connected or reconnect with education so that they can make the most of their potential. We help young adults whose learning needs mean they are at risk of isolation, or that limit their ability to live independently. The year-round provision of that programme also offers important continuity in the respite afforded to families and carers. Increasingly we are looking to equip our older students - both secondary school age and young adults - with practical skills which will increase their independence and employability. Our primary school programmes give our youngest visitors their first experience of the countryside, provide the chance to form bonds with classmates and teachers and, for our residential groups, are often the first time the children have spent a night away from their families. Many will remember their trip here for the rest of their lives.

We are an inclusive organisation that also offers supported volunteering placements, apprenticeships and employment for people with special needs.

We continuously review provision to ensure it remains relevant and use the farm and its produce to raise funds to enable this activity.

##### **Public benefit**

In setting objectives and planning for activities, the Trustees have given due consideration to general guidance published by the Charity Commission relating to public benefit, including the guidance 'Public benefit: running a charity (PB2)'.

## WHIRLOW HALL FARM TRUST LIMITED

### REPORT OF THE TRUSTEES FOR THE YEAR ENDED 31 JULY 2023

#### ACHIEVEMENT AND PERFORMANCE

##### Charitable activities

We were delighted that our second education facility was completed in October 2022, immediately doubling the number of classrooms available for Alternative Provision (AP). The building has been in use constantly since then, providing a welcoming, bright environment for our students to use as a base between sessions outdoors or in poor weather. The completion of the Gateway Learning kitchen in February 2023 provided additional learning opportunities at the Trust; students use it to develop life and employability skills and it has also been in use every weekday since it was opened. The Trust is very grateful to those generous individuals who funded these fantastic facilities.

This year has also seen an expansion of the Trust's education department to 9 Full Time Equivalent staff. This means that we have been able to substantially increase the number of children and young adults that are supported by the Trust - we can do more good.

During the course of the 22/23 financial year we:

- Supported 130 high needs secondary and sixth form pupils from 13 schools, up from 58 students the previous year (a 124% increase)
- Provided over 9,800 'student' AP days over the course of the year, up from 5,000 the previous year (a 96% increase)
- Supported 27 young adults with learning difficulties throughout the year, up from 24 the previous year (a 12.5% increase)
- Reintroduced primary school day visits using funding available through DEFRA; there is no cost to the school. These run alongside our popular primary school residential visit programme. We hosted 326 primary school children from 12 schools.
- Hosted 984 primary school children from 26 schools on residential visits, up from 800 the previous year (a 23% increase)

##### Current Programmes

**Secondary Alternative (Nurture) Provision** - In partnership with Sheffield City Council delivering term-time Entry Level 3 and Level 1 Animal Care qualifications and AQA Unit Awards; these develop a range of practical skills which provide a strong foundation for progression to college courses, apprenticeships or full time employment. We offer a re-engagement programme designed to work with children outside mainstream education or otherwise disengaged from learning, and a flexible work-based programme for learners with Behavioural, Emotional and Social Difficulties.

**Young adults with SEND** - Provision of therapeutic, educational sessions for ages 16+, five days a week, fifty weeks of the year; focused on providing a wide range of experiences, improving confidence, and developing independent living and work based skills.


**Primary school children** - day and overnight residential visits to give young children a taste of the countryside, develop bonds with classmates and teachers, and to experience a night away from home and family (for many their first such experience).

**Colleges and Universities** - Providing work experience and research opportunities to university and college students from South Yorkshire on Animal Management, Veterinary Nursing, Teaching and Child Psychology.

**WHIRLOW HALL FARM TRUST LIMITED**

**REPORT OF THE TRUSTEES  
FOR THE YEAR ENDED 31 JULY 2023**

**ACHIEVEMENT AND PERFORMANCE  
Fundraising activities**



**Whirlow Hall Farm Trust**  
Registered Charity No. 501910

**Inputs**

- Disengaged pupil
- Additional needs
- Adverse Childhood Experiences (ACEs)
- Anxieties
- Farm and countryside environment
- Range of animals
- Dedicated teachers
- Classrooms
- Whirlow "LIFE" (Learning In a Farming Environment)
- Teaching kitchen
- Education volunteers
- Regular school meetings
- Parental involvement
- Sensory room and equipment
- Staff training

**Activities**

- Outdoor learning in a farm and countryside environment
- Range of practical activities designed around animal care, horticulture, countryside skills, cooking and craftwork
- Small group sizes, high staff/pupil ratio
- Indoor activities
- Extends learning done outside

**Outputs**

- 12 week programme, minimum 1 day a week, 6 week blocks thereafter
- Regular meetings with school
- Parent meetings
- Attendance at multi-agency meetings
- Attendance at Education and Health Care Plan (EHCP) review meetings

**Outcomes**

- Reduce anxiety
- Engagement with activities on the farm and identify individual's interests
- Reengagement with education and/or qualifications to move onto further education
- Return to mainstream setting or move onto a new school or special school

**Impact**

- Less anxious pupil engaged in mainstream education
- Less anxious class able to engage in learning without disruption
- Increased engagement in education
- Work towards SMART target outcomes set by Education, Health and Care Plan
- Parent/carer's able to experience positives of less anxious child


**Moved on positively** 81%

Return to school more engaged, make a fresh start at a new or special school or gain qualifications to enable access to further education or training



**95%**  
engage with activities almost immediately at Whirlow

"Since coming to Whirlow, Matthew has grown in confidence as well as developing his independence. It has also had a positive impact on me and our family as we can relax knowing Matthew is well looked after at Whirlow and that he enjoys being there. I'm hoping we can increase the time Matthew spends at Whirlow in spring next year when I'm planning to retire".



**85%**  
show a reduction in anxieties within 12 weeks at Whirlow

**96%**  
Post 16 retention rate: Whirlow's Post 16 programme is about longer term support

**Numbers supported**

|                                  | Secondary | Post 16 | Residential | Day visits | TOTAL  |
|----------------------------------|-----------|---------|-------------|------------|--------|
| Individuals 2022 - 2023          | 130       | 27      | 984         | 326        | 1,467  |
| Individuals Expected 2023 - 2024 | 150       | 28      | 1,000       | 370        | 1,548  |
| Learner Days 2022-23             | 7,662     | 2,172   | 1,502       | 326        | 11,662 |
| Learner Days 2023-24             | 7,818     | 2,450   | 1,500       | 370        | 12,138 |

**26%** Attendance at school vs **Attendance at Whirlow** **88%**

\*data collected from individual learner's records August 2022 - July 2023

## **WHIRLOW HALL FARM TRUST LIMITED**

### **REPORT OF THE TRUSTEES FOR THE YEAR ENDED 31 JULY 2023**

#### **ACHIEVEMENT AND PERFORMANCE**

##### **THE FARM**

The various demands of the Trust's operations make the Farm a challenging place to work. The diversity necessary for the educational offering, the impact of fundraising events, its size and exposed position constrain the commercial viability of the farm; that variety also means that the Farm operation requires significant infrastructure and equipment.

Despite the ongoing high costs of energy, feed and bedding, we continue to be home to a wide variety of farm animals for educational purposes - pigs, cows, sheep, goats and hens. Small animals and other fowl provide additional variety for school groups and visitors, whilst free-range turkeys are a welcome sight in the lead up to Christmas. Our Farm Manager is an experienced and regenerative-focussed individual who ensures animal welfare is a priority on the Farm. Those animals that are bred for meat are sold through our farm shop, or at the local livestock market.

At nearly 1000ft above sea level, the horticultural operation contributes a limited variety of fruit and vegetables throughout the year. Our kitchen garden is tended by volunteers and students. Thanks to an unusually hot summer, our vineyard produced a record 6 tonnes of grapes for the 2022 harvest, picked by students, volunteers, staff and supporters; we were particularly grateful to Gripple for supplying pickers, boxes and the means of transporting the harvest to the winery. The resulting wine is sold through our shop and café as part of the commercial operation which supports the Trust's charitable activities. The orchard has a similar role, and produced enough apples for nearly 900 bottles of cider. Christmas trees are produced to meet seasonal demand.

##### **FARM SHOP, CAFÉ AND OFF-SITE CATERING**

Our new café and shop continue to develop, albeit not without their challenges. Recruitment and retention of experienced staff remains an issue, whilst the cost-of-living crisis meant that customers were more cautious when it comes to spending. However, we were delighted that each element of our commercial operation - the shop, café and off-site events - made a surplus this year and so were able to support the charitable work of the Trust.

##### **FUNDRAISING AND EVENTS**

Fundraising to deliver and develop our charitable offering was again achieved through a variety of means. We received generous support - both restricted and unrestricted - from a wide range of grant-giving organisations, community groups, individuals and business who value what we do; they recognise the importance of services for vulnerable children and young adults from across the city and further afield. This generosity has been vital to meeting the running costs of the Trust, and for the development of its facilities. We are particularly humbled that so many have supported Whirlow on a number of occasions, and in some cases, with regular support. Whilst many donors, particularly individuals, wish to remain anonymous, further details can be found at Note 21.

We are also grateful that several local businesses continue to support and sponsor us. We received generous in-kind support Arborist Tree Care, ARS Limited, CMS, DLP, Gripple and Southgate and Sarabia. The Mandashi Foundation's generosity enabled the development of the Gateway kitchen, whilst the Rotary Club of Abbeydale continued their long-standing support of the Trust.

In addition, we opened our gates to the public for a number of fundraising events - Easter Lambing, Summer Fair and Christmas Market. GRI Group and Gripple's generous sponsorship of fundraising event was gratefully received.

##### **BUILDINGS AND FACILITIES**

We are enormously grateful to those whose tremendous generosity enabled us to turn ambitious plans into a reality. Our new second education building Gateway learning kitchen have had an immediate impact on the capacity and quality of what we offer. Our students learn life and employability skills in welcoming and comfortable surroundings, helping them to really make the most of their potential. In addition, the installation of 128 solar panels - paid for by Gripple - had an immediate impact on our energy bills. Following the development of our commercial facilities in 2021, we cannot thank enough the funders who enabled these additional improvements in this financial year; we are doing more good as a result of their generosity.

##### **STAFF AND VOLUNTEERS**

Notwithstanding the churn that our commercial department has experienced - in line with other hospitality businesses - the team is increasingly settled. Recruitment continues to add experience, imagination and skills to the team, with the Education department now bigger than it has ever been. A pay rise, albeit below inflation levels, was welcomed by all staff and followed on from similar increases in the previous years. The team remain committed, motivated and determined to do the best they can for those we help.

## **WHIRLOW HALL FARM TRUST LIMITED**

### **REPORT OF THE TRUSTEES FOR THE YEAR ENDED 31 JULY 2023**

#### **ACHIEVEMENT AND PERFORMANCE**

The Trust continues to rely heavily on volunteers, particularly in the shop, on the farm, for events and some education activities. We also receive substantial specialist support from volunteers who use their HR, H&S and accounting experience to ensure the Trust is compliant and smooth-running. Every department benefits from their experience, energy and skills and we are grateful that they do so much for us. We continue to attract a steady flow of youngsters including from Sheffield universities, as well as retaining long-serving volunteers.

#### **FINANCIAL REVIEW**

##### **Financial position**

The Trust had a good year, albeit below the targets set. But with a surplus, which includes a substantial depreciation bill, the Trust ended the year in a strong financial position. This is the result of strong performances across the board, and despite the additional challenges presented by the current economic climate. We continually look for efficiencies, and the generosity which reduced our reliance on mains electricity will save us thousands of pounds every year. Our balance sheet remains healthy; we have sufficient reserves for our purposes.

##### **Investment policy and objectives**

Under the Memorandum and Articles of Association the trust has the power to invest in any way the Board of Directors considers appropriate to meet the trust's objectives.

##### **Reserves policy**

The Trust has a long-held aspiration to hold unrestricted cash reserves equivalent to 6 months operating costs. Notwithstanding the Board felt that this level of reserve may be unnecessarily high and planned to review it based on the planned activity of the Trust, operational and strategic risks, and the Trust's tenure as a tenant of Sheffield City Council. The uncertainty created by COVID means that now is not the time to enact that review.

##### **Going concern**

After making appropriate enquiries, the Trustees have reasonable expectation that the company has adequate resources to continue in operational existence for the foreseeable future. For this reason they continue to adopt the going concern basis in preparing the financial statements.

##### **Fundraising practices**

Fundraising remains a key aspect of the Trust's financial model. The majority of our fundraising activity is undertaken by our in-house fundraising team, although we encourage local community groups and our supporters to assist.

No commercial participators are employed to carry out our fundraising.

The charity was not subject to an undertaking to be bound by any voluntary scheme for regulating fund-raising. We operate in a low-key and friendly manner and always in accordance with the values of the Trust- there is no hard-sell whatsoever. Whilst we may approach corporate organisations and community groups for support, we never approach individual members of the public - we always wait for them to make the first contact.

As a result, we have received no complaints regarding our approach to our fundraising activities, nor have we been subject by a regulating body to any undertaking regarding these activities.

#### **STRUCTURE, GOVERNANCE AND MANAGEMENT**

##### **Governing document**

The company and the group is registered as a charitable company limited by guarantee. The company and the group is constituted under a Memorandum of Association and is a registered charity [number 508910].

##### **Recruitment and appointment of new trustees**

The role of the Board of Directors (Trustees) is to ensure that it oversees the work of the charity effectively. In order to do this, membership of the Board of Directors is monitored by the Chairman of the Board. Periodically, time is set aside at a Board meeting to reflect on the Board's performance and functioning as a team.

Should vacancies occur, new Board members will be appointed through a selection process which includes an interview with two members of the Board and the Chief Executive.

## WHIRLOW HALL FARM TRUST LIMITED

### REPORT OF THE TRUSTEES FOR THE YEAR ENDED 31 JULY 2023

#### STRUCTURE, GOVERNANCE AND MANAGEMENT

##### Induction and training of new trustees

New Board members receive appropriate induction and training which will include:

- the obligations and responsibilities of Board members;
- the main documents that set out the operational framework of the Trust including the Memorandum and Articles;
- resourcing and the current financial position as set out in the latest published accounts; and
- future plans and objectives.

Board members are expected to keep up to date with the Trust's affairs in order to provide effective governance.

Each Board member normally sits on at least one of the Board's committees, which are:

- Health and Safety
- Finance
- Education
- HR
- Marketing and Commercial

The Chair of each committee is responsible for ensuring that its members remain up to date and contribute to the committee's effective operation.

Children and Young People Safeguarding Policy has been reviewed and updated in conjunction with Sheffield City Council Safeguarding Services. Trustees, CEO and Head of Education ensure that the policy and guidelines are fully understood and adhered to by all staff and volunteers.

##### Key management remuneration

Senior staff is the Chief Executive Officer only. The pay was originally set by approval of the board in 2015 and any changes have been discussed and approved by the board.

##### Risk management

Whirlow Hall Farm Trust believes that risk management is an essential part of its management process. The Chief Executive is accountable to the Board of Directors for the management of risk. The Trustees have assessed the major risks to which the company and group are exposed, particularly those related to operations and finances. They are satisfied that systems are in place to mitigate our exposure to major risks. Risk assessments are carried out within each function of the Trust.

The key risks are:

**Income insufficient to cover the running costs of operations.** We have a diverse fundraising and income generating strategy to reduce reliance on any one income stream. We are expanding the activities of our trading company in order to generate additional funds for the charity.

**Loss of volunteer and public support.** The charity seeks to reduce this risk by ensuring governance and compliance are high priorities; maintaining communications and engagement with local communities; ensuring that volunteers are meaningfully employed and well-organised.

**Failure to adapt to changes in demand for our charitable offering.** We maintain awareness of the city's issues and local authority plans. We seek feedback from our numerous user groups.

**Safety of children and young people.** Health and Safety, and Safeguarding are the number one priority at the Trust. We have comprehensive policies and procedures in place, and regularly brief staff and volunteers on related matters. Following lockdown, we were signed off by Sheffield City Council's Health, Safety and Wellbeing Department as able to provide a COVID-secure environment for the resumption of Alternative Provision.

## WHIRLOW HALL FARM TRUST LIMITED

### REPORT OF THE TRUSTEES FOR THE YEAR ENDED 31 JULY 2023

#### TRUSTEES

The Trust is extremely grateful to all its Trustees, past and present, for their many years of leadership and support in key roles. It is particularly grateful to Keith Lilley, who has served as Chair of the Board of Trustees since 2016; he has been instrumental to the progress that the Trust has made in that period. Keith leaves for fresh opportunities in New Zealand with the very best wishes of everyone associated with the Trust. The Board was extremely pleased that Peter Edwards agreed to take on the role of Chair, and looks forward to working with him to further develop and improve the Trust.

#### STATEMENT OF TRUSTEES' RESPONSIBILITIES

The trustees (who are also the directors of Whirlow Hall Farm Trust Limited for the purposes of company law) are responsible for preparing the Annual Report and the financial statements in accordance with applicable law and United Kingdom Accounting Standards (United Kingdom Generally Accepted Accounting Practice) including Financial Reporting Standard 102 "The Financial Reporting Standard applicable in the UK and Republic of Ireland".

Company law requires the trustees to prepare financial statements for each financial year which give a true and fair view of the state of affairs of the charitable company and of the incoming resources and application of resources, including the income and expenditure, of the charitable company for that period. In preparing those financial statements, the trustees are required to

- select suitable accounting policies and then apply them consistently;
- observe the methods and principles in the Charity SORP;
- make judgements and estimates that are reasonable and prudent;
- prepare the financial statements on the going concern basis unless it is inappropriate to presume that the charitable company will continue in business.

The trustees are responsible for keeping proper accounting records which disclose with reasonable accuracy at any time the financial position of the charitable company and to enable them to ensure that the financial statements comply with the Companies Act 2006. They are also responsible for safeguarding the assets of the charitable company and hence for taking reasonable steps for the prevention and detection of fraud and other irregularities.

In so far as the trustees are aware:


- there is no relevant audit information of which the charitable company's auditors are unaware; and
- the trustees have taken all steps that they ought to have taken to make themselves aware of any relevant audit information and to establish that the auditors are aware of that information.

#### AUDITORS

The auditors, Hollis and Co Limited, will be proposed for re-appointment at the forthcoming Annual General Meeting.

This report has been prepared in accordance with the special provisions of Part 15 of the Companies Act 2006 relating to small companies.

Approved by order of the board of trustees on 4 Nov 23 and signed on its behalf by:



Peter David Edwards - Trustee

## **REPORT OF THE INDEPENDENT AUDITORS TO THE MEMBERS OF WHIRLOW HALL FARM TRUST LIMITED**

### **Opinion**

We have audited the financial statements of Whirlow Hall Farm Trust Limited (the 'charitable parent company') and its subsidiaries (the 'group') for the year ended 31 July 2023 which comprise the Consolidated Statement of Financial Activities, the Consolidated Balance Sheet, the Consolidated Cash Flow Statement and notes to the financial statements, including a summary of significant accounting policies. The financial reporting framework that has been applied in their preparation is applicable law and United Kingdom Accounting Standards (United Kingdom Generally Accepted Accounting Practice), including Financial Reporting Standard 102 'The Financial Reporting Standard applicable in the UK and Republic of Ireland'.

In our opinion the financial statements:

- give a true and fair view of the state of the group's and the charitable parent company's affairs as at 31 July 2023 and of its incoming resources and application of resources, including its income and expenditure, for the year then ended;
- have been properly prepared in accordance with United Kingdom Generally Accepted Accounting Practice, including Financial Reporting Standard 102 'The Financial Reporting Standard applicable in the UK and Republic of Ireland'; and
- have been prepared in accordance with the requirements of the Companies Act 2006.

### **Basis for opinion**

We conducted our audit in accordance with International Standards on Auditing (UK) (ISAs (UK)) and applicable law. Our responsibilities under those standards are further described in the Auditors' responsibilities for the audit of the financial statements section of our report. We are independent of the group and the charitable company in accordance with the ethical requirements that are relevant to our audit of the financial statements in the UK, including the FRC's Ethical Standard, and we have fulfilled our other ethical responsibilities in accordance with these requirements. We believe that the audit evidence we have obtained is sufficient and appropriate to provide a basis for our opinion.

### **Conclusions relating to going concern**

In auditing the financial statements, we have concluded that the trustees' use of the going concern basis of accounting in the preparation of the financial statements is appropriate.

Based on the work we have performed, we have not identified any material uncertainties relating to events or conditions that, individually or collectively, may cast significant doubt on the group's and the charitable parent company's ability to continue as a going concern for a period of at least twelve months from when the financial statements are authorised for issue.

Our responsibilities and the responsibilities of the trustees with respect to going concern are described in the relevant sections of this report.

### **Other information**

The trustees are responsible for the other information. The other information comprises the information included in the Group Annual Report, but does not include the financial statements and our Report of the Independent Auditors thereon.

Our opinion on the financial statements does not cover the other information and, except to the extent otherwise explicitly stated in our report, we do not express any form of assurance conclusion thereon.

In connection with our audit of the financial statements, our responsibility is to read the other information and, in doing so, consider whether the other information is materially inconsistent with the financial statements or our knowledge obtained in the audit or otherwise appears to be materially misstated. If we identify such material inconsistencies or apparent material misstatements, we are required to determine whether this gives rise to a material misstatement in the financial statements themselves. If, based on the work we have performed, we conclude that there is a material misstatement of this other information, we are required to report that fact. We have nothing to report in this regard.

### **Opinions on other matters prescribed by the Companies Act 2006**

In our opinion, based on the work undertaken in the course of the audit:

- the information given in the Group Report of the Trustees for the financial year for which the financial statements are prepared is consistent with the financial statements; and
- the Group Report of the Trustees has been prepared in accordance with applicable legal requirements.

## **REPORT OF THE INDEPENDENT AUDITORS TO THE MEMBERS OF WHIRLOW HALL FARM TRUST LIMITED**

### **Matters on which we are required to report by exception**

In the light of the knowledge and understanding of the group and the charitable parent company and its environment obtained in the course of the audit, we have not identified material misstatements in the Group Report of the Trustees.

We have nothing to report in respect of the following matters where the Companies Act 2006 requires us to report to you if, in our opinion:

- adequate accounting records have not been kept or returns adequate for our audit have not been received from branches not visited by us; or
- the financial statements are not in agreement with the accounting records and returns; or
- certain disclosures of trustees' remuneration specified by law are not made; or
- we have not received all the information and explanations we require for our audit; or
- the trustees were not entitled to take advantage of the small companies' exemption from the requirement to prepare a Strategic Report or in preparing the Report of the Trustees.

### **Responsibilities of trustees**

As explained more fully in the Statement of Trustees' Responsibilities, the trustees (who are also the directors of the charitable company for the purposes of company law) are responsible for the preparation of the financial statements and for being satisfied that they give a true and fair view, and for such internal control as the trustees determine is necessary to enable the preparation of financial statements that are free from material misstatement, whether due to fraud or error.

In preparing the financial statements, the trustees are responsible for assessing the group and charitable parent company's ability to continue as a going concern, disclosing, as applicable, matters related to going concern and using the going concern basis of accounting unless the trustees either intend to liquidate the group or charitable parent company or to cease operations, or have no realistic alternative but to do so.

## REPORT OF THE INDEPENDENT AUDITORS TO THE MEMBERS OF WHIRLOW HALL FARM TRUST LIMITED

### Our responsibilities for the audit of the financial statements

Our objectives are to obtain reasonable assurance about whether the financial statements as a whole are free from material misstatement, whether due to fraud or error, and to issue a Report of the Independent Auditors that includes our opinion. Reasonable assurance is a high level of assurance, but is not a guarantee that an audit conducted in accordance with ISAs (UK) will always detect a material misstatement when it exists. Misstatements can arise from fraud or error and are considered material if, individually or in the aggregate, they could reasonably be expected to influence the economic decisions of users taken on the basis of these financial statements.

Irregularities, including fraud, are instances of non-compliance with laws and regulations. We design procedures in line with our responsibilities, outlined above, to detect material misstatements in respect of irregularities, including fraud. The extent to which our procedures are capable of detecting irregularities, including fraud is detailed below:

We design procedures in line with our responsibilities, outlined above, to detect material misstatements in respect of irregularities, including fraud. The extent to which our procedures are capable of detecting irregularities, including fraud is detailed below:


- Enquiry of management, and those charged with governance, around actual and potential litigation and claims;
- Enquiry of entity staff in tax and compliance functions to identify any instances of non-compliance with laws and regulations;
- Reviewing minutes of meetings of those charged with governance;
- Reviewing financial statement disclosures and testing to supporting documentation to assess compliance with applicable laws and regulations.
- Performing audit work over the risk of management override of controls, including testing of journal entries and other adjustments for appropriateness, evaluating the business rationale of significant transactions outside the normal course of business and reviewing accounting estimates for bias.

Because of the inherent limitations of an audit, there is a risk that we will not detect all irregularities, including those leading to a material misstatement in the financial statements or non-compliance with regulation. This risk increases the further that compliance with a law or regulation is removed from the events and transactions reflected in the financial statements, as we will be less likely to become aware of instances of non-compliance. The risk is also greater regarding irregularities occurring due to fraud rather than error, as fraud involves intentional concealment, forgery, collusion, omission or misrepresentation.

A further description of our responsibilities for the audit of the financial statements is located on the Financial Reporting Council's website at [www.frc.org.uk/auditorsresponsibilities](http://www.frc.org.uk/auditorsresponsibilities). This description forms part of our Report of the Independent Auditors.

### Use of our report

This report is made solely to the charitable company's members, as a body, in accordance with Chapter 3 of Part 16 of the Companies Act 2006. Our audit work has been undertaken so that we might state to the charitable company's members those matters we are required to state to them in an auditors' report and for no other purpose. To the fullest extent permitted by law, we do not accept or assume responsibility to anyone other than the charitable company and the charitable company's members as a body, for our audit work, for this report, or for the opinions we have formed.



PETER HOLLIS (Senior Statutory Auditor)  
for and on behalf of Hollis and Co Limited  
Chartered Accountants  
Statutory Auditor  
35 Wilkinson Street  
Sheffield  
South Yorkshire  
S10 2GB  
Date: 15 November 2023

**WHIRLOW HALL FARM TRUST LIMITED**

**CONSOLIDATED STATEMENT OF FINANCIAL ACTIVITIES  
(INCORPORATING AN INCOME AND EXPENDITURE ACCOUNT)  
FOR THE YEAR ENDED 31 JULY 2023**

|                                    | Notes | Unrestricted<br>funds<br>£ | Restricted<br>fund<br>£     | 2023<br>Total<br>funds<br>£ | 2022<br>Total<br>funds<br>£ |
|------------------------------------|-------|----------------------------|-----------------------------|-----------------------------|-----------------------------|
| <b>INCOME AND ENDOWMENTS FROM</b>  |       |                            |                             |                             |                             |
| Donations and legacies             | 2     | 202,666                    | 353,175                     | 555,841                     | 501,263                     |
| <b>Charitable activities</b>       |       |                            |                             |                             |                             |
| Farm                               | 5     | 402,425                    | -                           | 402,425                     | 262,291                     |
| Other trading activities           | 3     | 790,816                    | -                           | 790,816                     | 805,573                     |
| Investment income                  | 4     | 2,647                      | -                           | 2,647                       | 205                         |
| Other income                       |       | -                          | -                           | -                           | 597                         |
| <b>Total</b>                       |       | <u>1,398,554</u>           | <u>353,175</u>              | <u>1,751,729</u>            | <u>1,569,929</u>            |
| <b>EXPENDITURE ON</b>              |       |                            |                             |                             |                             |
| Raising funds                      | 7     | 796,886                    | -                           | 796,886                     | 881,374                     |
| <b>Charitable activities</b>       |       |                            |                             |                             |                             |
| Education and charitable events    | 8     | <u>527,329</u>             | <u>105,513</u>              | <u>632,842</u>              | <u>467,256</u>              |
| <b>Total</b>                       |       | <u>1,324,215</u>           | <u>105,513</u>              | <u>1,429,728</u>            | <u>1,348,630</u>            |
| <b>NET INCOME</b>                  |       |                            |                             |                             |                             |
| Transfers between funds            | 21    | 74,339<br><u>358,378</u>   | 247,662<br><u>(358,378)</u> | 322,001<br><u>-</u>         | 221,299<br><u>-</u>         |
| <b>Net movement in funds</b>       |       | 432,717                    | (110,716)                   | 322,001                     | 221,299                     |
| <b>RECONCILIATION OF FUNDS</b>     |       |                            |                             |                             |                             |
| Total funds brought forward        |       | <u>1,754,184</u>           | <u>160,584</u>              | <u>1,914,768</u>            | <u>1,693,469</u>            |
| <b>TOTAL FUNDS CARRIED FORWARD</b> |       | <u><u>2,186,901</u></u>    | <u><u>49,868</u></u>        | <u><u>2,236,769</u></u>     | <u><u>1,914,768</u></u>     |


**WHIRLOW HALL FARM TRUST LIMITED**

**CONSOLIDATED BALANCE SHEET  
31 JULY 2023**

|  | Notes | Unrestricted<br>funds<br>£ | Restricted<br>fund<br>£ | 2023<br>Total<br>funds<br>£ | 2022<br>Total<br>funds<br>£ |
|--|-------|----------------------------|-------------------------|-----------------------------|-----------------------------|
| <b>FIXED ASSETS</b>                          |       |                            |                         |                             |                             |
| Intangible assets                            | 15    | 1,071                      | -                       | 1,071                       | 2,142                       |
| Tangible assets                              | 16    | 1,779,965                  | -                       | 1,779,965                   | 1,296,446                   |
| Investments                                  | 17    | -                          | -                       | -                           | -                           |
|  |       | <u>1,781,036</u>           | <u>-</u>                | <u>1,781,036</u>            | <u>1,298,588</u>            |
| <b>CURRENT ASSETS</b>                        |       |                            |                         |                             |                             |
| Stocks                                       | 18    | 86,292                     | -                       | 86,292                      | 66,923                      |
| Debtors                                      | 19    | 37,349                     | -                       | 37,349                      | 86,103                      |
| Cash at bank and in hand                     |       | <u>429,535</u>             | <u>49,868</u>           | <u>479,403</u>              | <u>676,594</u>              |
|  |       | <u>553,176</u>             | <u>49,868</u>           | <u>603,044</u>              | <u>829,620</u>              |
| <b>CREDITORS</b>                             |       |                            |                         |                             |                             |
| Amounts falling due within one year          | 20    | (147,311)                  | -                       | (147,311)                   | (213,440)                   |
|  |       | <u>405,865</u>             | <u>49,868</u>           | <u>455,733</u>              | <u>616,180</u>              |
| <b>NET CURRENT ASSETS</b>                    |       |                            |                         |                             |                             |
|  |       | <u>405,865</u>             | <u>49,868</u>           | <u>455,733</u>              | <u>616,180</u>              |
| <b>TOTAL ASSETS LESS CURRENT LIABILITIES</b> |       |                            |                         |                             |                             |
|  |       | <u>2,186,901</u>           | <u>49,868</u>           | <u>2,236,769</u>            | <u>1,914,768</u>            |
| <b>NET ASSETS</b>                            |       |                            |                         |                             |                             |
|  |       | <u>2,186,901</u>           | <u>49,868</u>           | <u>2,236,769</u>            | <u>1,914,768</u>            |
| <b>FUNDS</b>                                 |       |                            |                         |                             |                             |
| Unrestricted funds                           | 21    |                            |                         | 2,186,901                   | 1,754,184                   |
| Restricted funds                             |       |                            |                         | <u>49,868</u>               | <u>160,584</u>              |
| <b>TOTAL FUNDS</b>                           |       |                            |                         |                             |                             |
|  |       |                            |                         | <u>2,236,769</u>            | <u>1,914,768</u>            |

These financial statements have been prepared in accordance with the provisions applicable to charitable companies subject to the small companies' regime.

The financial statements were approved by the Board of Trustees and authorised for issue on 4 Nov 23 and were signed on its behalf by:

  
Peter David Edwards - Trustee

**WHIRLOW HALL FARM TRUST LIMITED**

**COMPANY BALANCE SHEET  
31 JULY 2023**

|  | Notes | Unrestricted funds<br>£ | Restricted fund<br>£ | 2023<br>Total funds<br>£ | 2022<br>Total funds<br>£ |
|--|-------|-------------------------|----------------------|--------------------------|--------------------------|
| <b>FIXED ASSETS</b>                          |       |                         |                      |                          |                          |
| Tangible assets                              | 16    | 1,736,051               | -                    | 1,736,051                | 1,274,857                |
| Investments                                  | 17    | <u>2</u>                | <u>-</u>             | <u>2</u>                 | <u>2</u>                 |
|  |       | 1,736,053               | -                    | 1,736,053                | 1,274,859                |
| <b>CURRENT ASSETS</b>                        |       |                         |                      |                          |                          |
| Stocks                                       | 18    | 29,072                  | -                    | 29,072                   | 47,689                   |
| Debtors                                      | 19    | 131,975                 | -                    | 131,975                  | 346,943                  |
| Cash at bank and in hand                     |       | <u>316,089</u>          | <u>49,868</u>        | <u>365,957</u>           | <u>383,644</u>           |
|  |       | 477,136                 | 49,868               | 527,004                  | 778,276                  |
| <b>CREDITORS</b>                             |       |                         |                      |                          |                          |
| Amounts falling due within one year          | 20    | (63,538)                | (-)                  | (63,538)                 | (131,373)                |
| <b>NET CURRENT ASSETS</b>                    |       |                         |                      |                          |                          |
|  |       | <u>413,598</u>          | <u>49,868</u>        | <u>463,466</u>           | <u>646,903</u>           |
| <b>TOTAL ASSETS LESS CURRENT LIABILITIES</b> |       |                         |                      |                          |                          |
|  |       | <u>2,176,651</u>        | <u>49,868</u>        | <u>2,226,519</u>         | <u>1,921,762</u>         |
| <b>NET ASSETS</b>                            |       |                         |                      |                          |                          |
|  |       | <u>2,176,651</u>        | <u>49,868</u>        | <u>2,226,519</u>         | <u>1,921,762</u>         |
| <b>FUNDS</b>                                 |       |                         |                      |                          |                          |
| Unrestricted funds                           | 21    |                         |                      | 2,176,651                | 1,761,178                |
| Restricted funds                             |       |                         |                      | <u>49,868</u>            | <u>160,584</u>           |
| <b>TOTAL FUNDS</b>                           |       |                         |                      |                          |                          |
|  |       |                         |                      | <u>2,226,519</u>         | <u>1,921,762</u>         |

These financial statements have been prepared in accordance with the provisions applicable to charitable companies subject to the small companies' regime.

The financial statements were approved by the Board of Trustees and authorised for issue on 4 Nov 23 and were signed on its behalf by:

  
Peter David Edwards - Trustee

**WHIRLOW HALL FARM TRUST LIMITED****CONSOLIDATED CASH FLOW STATEMENT  
FOR THE YEAR ENDED 31 JULY 2023**

|   | Notes | 2023<br>£        | 2022<br>£        |
|---|-------|------------------|------------------|
| <b>Cash flows from operating activities</b>                               |       |                  |                  |
| Cash generated from operations  | 1     | <u>383,890</u>   | <u>470,295</u>   |
| Net cash provided by operating activities                                 |       | <u>383,890</u>   | <u>470,295</u>   |
| <b>Cash flows from investing activities</b>                               |       |                  |                  |
| Purchase of tangible fixed assets   |       | (591,518)        | (431,980)        |
| Sale of tangible fixed assets   |       | 7,790            | -                |
| Interest received   |       | <u>2,647</u>     | <u>205</u>       |
| Net cash used in investing activities                                     |       | <u>(581,081)</u> | <u>(431,775)</u> |
| <b>Change in cash and cash equivalents in the reporting period</b>        |       | (197,191)        | 38,520           |
| <b>Cash and cash equivalents at the beginning of the reporting period</b> |       | <u>676,594</u>   | <u>638,074</u>   |
| <b>Cash and cash equivalents at the end of the reporting period</b>       |       | <u>479,403</u>   | <u>676,594</u>   |

**WHIRLOW HALL FARM TRUST LIMITED**

**NOTES TO THE CASH FLOW STATEMENT  
FOR THE YEAR ENDED 31 JULY 2023**

**1. RECONCILIATION OF NET INCOME TO NET CASH FLOW FROM OPERATING ACTIVITIES**

|   | 2023<br>£             | 2022<br>£             |
|---|-----------------------|-----------------------|
| <b>Net income for the reporting period (as per the Statement of Financial Activities)</b> | 322,001               | 221,299               |
| <b>Adjustments for:</b>   |                       |                       |
| Depreciation charges  | 107,328               | 117,894               |
| (Profit)/loss on disposal of fixed assets   | (6,048)               | 3,066                 |
| Interest received   | (2,647)               | (205)                 |
| (Increase)/decrease in stocks   | (19,369)              | 11,663                |
| (Increase)/decrease in debtors  | 48,754                | 23,198                |
| Increase/(decrease) in creditors  | <u>(66,129)</u>       | <u>93,380</u>         |
| <b>Net cash provided by operations</b>  | <u><u>383,890</u></u> | <u><u>470,295</u></u> |

**2. ANALYSIS OF CHANGES IN NET FUNDS**

|                          | At 1/8/22<br>£        | Cash flow<br>£          | At 31/7/23<br>£       |
|--------------------------|-----------------------|-------------------------|-----------------------|
| <b>Net cash</b>          |                       |                         |                       |
| Cash at bank and in hand | <u>676,594</u>        | <u>(197,191)</u>        | <u>479,403</u>        |
|                          | 676,594               | (197,191)               | 479,403               |
|                          | -----                 | -----                   | -----                 |
| <b>Total</b>             | <u><u>676,594</u></u> | <u><u>(197,191)</u></u> | <u><u>479,403</u></u> |

## WHIRLOW HALL FARM TRUST LIMITED

### NOTES TO THE FINANCIAL STATEMENTS FOR THE YEAR ENDED 31 JULY 2023

#### 1. ACCOUNTING POLICIES

##### **Basis of preparing the financial statements**

The financial statements of the charitable company, which is a public benefit entity under FRS 102, have been prepared in accordance with the Charities SORP (FRS 102) 'Accounting and Reporting by Charities: Statement of Recommended Practice applicable to charities preparing their accounts in accordance with the Financial Reporting Standard applicable in the UK and Republic of Ireland (FRS 102) (Effective 1 January 2019)', Financial Reporting Standard 102 'The Financial Reporting Standard applicable in the UK and Republic of Ireland' and the Companies Act 2006. The financial statements have been prepared under the historic cost convention, unless stated otherwise in the relevant accounting policy.

The charitable company has taken advantage of the exemption allowed under section 408 of the Companies Act 2006 and has not presented its own Statement of Financial Activities in these financial statements.

The financial statements consolidate the accounts for Whirlow Hall Farm Trust Limited and its wholly owned subsidiary. The results of the subsidiary are consolidated on a line-by-line basis.

The presentation currency of the financial statements is the Pound Sterling (£).

The financial statements are rounded to the nearest £1.

##### **Critical accounting judgements and key sources of estimation uncertainty**

The charitable company makes estimates and assumptions concerning the future. The resulting accounting policies and assumptions may, by definition, seldom equate to the related actual results.

Estimates and judgements are continually evaluated and are based upon historic experience and other factors, including expectations of future events that are believed to be reasonable in the circumstance.

##### **Going concern**

The Trustees have prepared forecasts of income and expenditure for the period to 31 July 2025 which shows that they have sufficient reserves to be able to continue for the foreseeable future. The Trustees recognise the uncertainty around future income generation and the inherent risk regarding the success and sustainability of their plans, however, they have concluded that the entity remains a going concern. The Trustees continue to monitor the impact on income and take appropriate action as necessary. The Trustee's therefore continue to adopt the going concern basis of preparation for these financial statements.

##### **Income**

All income is recognised in the Statement of Financial Activities once the charity has entitlement to the funds, it is probable that the income will be received and the amount can be measured reliably.

Grants (including the Coronavirus Job Retention Scheme) are included in the Consolidated Statement of Financial Activities on a receivable basis. The basis of income received for specific purposes but not expended during the period is shown in the relevant funds on the Balance Sheet. Where income is received in advance of entitlement to receipt, its recognition is deferred and included in creditors as deferred income. Where entitlement occurs before income is received, the income is accrued and included in debtors as accrued income.

Donated services or facilities are recognised when the company has control over the item, any conditions associated with the donation have been met, the receipt of economic benefits to the company from the use of the item is probable and that economic benefit can be measured reliably. In accordance with the Charities SORP (FRS 102), general volunteer time is not recognised in the Statement of Financial Activities. Donated professional services and facilities are recognised on receipt on the basis of the value of the gift to the company, which is the amount that it would have been willing to pay to obtain the services or facilities of equivalent economic benefit on the open market. A corresponding amount is then recognised in expenditure in the period of receipt.

## WHIRLOW HALL FARM TRUST LIMITED

### NOTES TO THE FINANCIAL STATEMENTS - continued FOR THE YEAR ENDED 31 JULY 2023

#### 1. ACCOUNTING POLICIES - continued

##### **Expenditure**

Liabilities are recognised as expenditure as soon as there is a legal or constructive obligation committing the charity to that expenditure, it is probable that a transfer of economic benefits will be required in settlement and the amount of the obligation can be measured reliably. Expenditure is accounted for on an accruals basis and has been classified under headings that aggregate all cost related to the category. Where costs cannot be directly attributed to particular headings they have been allocated to activities on a basis consistent with the use of resources.

Expenditure on raising funds includes all expenditure incurred by the group to raise funds for its charitable purposes and includes costs of all fundraising activities events and non-charitable trading.

Expenditure of charitable activities is incurred directly on undertaking the activities which further the group's charitable objectives, as well as any associated support costs.

##### **Tangible fixed assets**

Tangible fixed assets are stated at historic cost less accumulated depreciation and any accumulated impairment losses. Historic cost includes expenditure that is directly attributable to bring the asset to its location and condition necessary for it to be capable of operating in the manner intended by management.

Tangible assets costing £500 or more are capitalised and recognised when future economic benefits are probable and the cost or value of the asset can be measured reliably.

Gains and losses on disposal are determined by comparing the proceeds with the carrying value and are recognised in the Statement of Financial Activity.

Depreciation is charged so as to allocate the cost of assets less their residual value over their estimated economic lives. The assets' residual values, useful economic lives and depreciation methods are reviewed, and adjusted if appropriate.

Depreciation is provided at the following annual rates in order to write off each asset over its estimated useful economic life: -

|                                  |                           |
|----------------------------------|---------------------------|
| Buildings and horticultural plot | 2% and 5% straight line   |
| Furniture and fittings           | 10% and 20% straight line |
| Farm centre and pathways         | 10% straight line         |
| Trailers and plant               | 10% reducing balance      |
| Motor vehicles                   | 20% reducing balance      |
| Computer equipment               | 20% straight line         |

##### **Stocks**

Stocks are valued at the lower of cost and net realisable value, after making due allowance for obsolete and slow moving items.

##### **Taxation**

The charity is exempt from corporation tax on its charitable activities.

##### **Fund accounting**

Unrestricted funds can be used in accordance with the charitable objectives at the discretion of the trustees.

Designated funds comprise unrestricted funds that have been set aside by the Trustees for particular purposes.

Restricted funds can only be used for particular restricted purposes within the objects of the charity. Restrictions arise when specified by the donor or when funds are raised for particular restricted purposes.

Further explanation of the nature and purpose of each fund is included in the notes to the financial statements.

## WHIRLOW HALL FARM TRUST LIMITED

### NOTES TO THE FINANCIAL STATEMENTS - continued FOR THE YEAR ENDED 31 JULY 2023

#### 1. ACCOUNTING POLICIES - continued

##### Pension costs and other post-retirement benefits

The company operates a defined contribution pension scheme, and the pension charge represents the amounts payable by the company to the fund in respect of the year.

#### 2. DONATIONS AND LEGACIES

|                        | 2023           | 2022           |
|------------------------|----------------|----------------|
|                        | £              | £              |
| Individuals            | 266,790        | 264,456        |
| Charitable foundations | 172,524        | 120,283        |
| Legacies               | 20,502         | 13,735         |
| Corporate donations    | 22,338         | 50,735         |
| Gift Aid               | <u>73,687</u>  | <u>52,054</u>  |
|                        | <u>555,841</u> | <u>501,263</u> |

#### 3. OTHER TRADING ACTIVITIES

|                        | 2023           | 2022           |
|------------------------|----------------|----------------|
|                        | £              | £              |
| Farm operations        | 36,396         | 31,862         |
| Shop & cafe operations | <u>754,420</u> | <u>773,891</u> |
|                        | <u>790,816</u> | <u>805,573</u> |

#### 4. INVESTMENT INCOME

|                     | 2023         | 2022       |
|---------------------|--------------|------------|
|                     | £            | £          |
| Interest receivable | <u>2,647</u> | <u>205</u> |

#### 5. INCOME FROM CHARITABLE ACTIVITIES

|                        | 2023                      | 2022                  |
|------------------------|---------------------------|-----------------------|
|                        | Education and events<br>£ | Total activities<br>£ |
| Education              | 318,788                   | 208,076               |
| Fundraising and events | <u>83,637</u>             | <u>54,215</u>         |
|                        | <u>402,425</u>            | <u>262,291</u>        |

**WHIRLOW HALL FARM TRUST LIMITED**

**NOTES TO THE FINANCIAL STATEMENTS - continued  
FOR THE YEAR ENDED 31 JULY 2023**

**6. OTHER INCOME**

|                                  | 2023     | 2022       |
|----------------------------------|----------|------------|
|                                  | £        | £          |
| Coronavirus Job Retention Scheme | <u>-</u> | <u>597</u> |

**7. RAISING FUNDS**

**Raising donations and legacies**

|                     | 2023          | 2022          |
|---------------------|---------------|---------------|
|                     | £             | £             |
| Staff costs         | 61,012        | 54,212        |
| Event costs         | 24,458        | 16,845        |
| Event costs (other) | <u>624</u>    | <u>3,576</u>  |
|                     | <u>86,094</u> | <u>74,633</u> |

**Other trading activities**

|                           | 2023           | 2022           |
|---------------------------|----------------|----------------|
|                           | £              | £              |
| Purchases                 | 333,886        | 384,091        |
| Staff costs               | 331,917        | 345,040        |
| Other costs (farm)        | -              | 9,308          |
| Other costs (shop & cafe) | 36,592         | 27,326         |
| Depreciation              | 7,983          | 37,910         |
| Loss on sale of assets    | <u>414</u>     | <u>3,066</u>   |
|                           | <u>710,792</u> | <u>806,741</u> |
| Aggregate amounts         | <u>796,886</u> | <u>881,374</u> |

**8. CHARITABLE ACTIVITIES COSTS**

|                      | Direct<br>Costs<br>£ | Support<br>costs (see<br>note 9)<br>£ | Totals<br>£    |
|----------------------|----------------------|---------------------------------------|----------------|
| Education and events | <u>335,467</u>       | <u>297,375</u>                        | <u>632,842</u> |
|                      | <u>335,467</u>       | <u>297,375</u>                        | <u>632,842</u> |

**WHIRLOW HALL FARM TRUST LIMITED**

**NOTES TO THE FINANCIAL STATEMENTS - continued  
FOR THE YEAR ENDED 31 JULY 2023**

**9. SUPPORT COSTS**

|                      | Management<br>£ | Finance<br>£  | Governance<br>costs<br>£ | Totals<br>£    |
|----------------------|-----------------|---------------|--------------------------|----------------|
| Education and events | <u>252,476</u>  | <u>13,587</u> | <u>31,312</u>            | <u>297,375</u> |
|                      | <u>252,476</u>  | <u>13,587</u> | <u>31,312</u>            | <u>297,375</u> |

**10. NET INCOME/(EXPENDITURE)**

Net income/(expenditure) is stated after charging/(crediting):

|   | 2023<br>£    | 2022<br>£    |
|---|--------------|--------------|
| Statutory audit fee                           | 9,470        | 9,000        |
| Audit-related assurance services              | 19,083       | 18,177       |
| Taxation compliance services                  | 540          | 100          |
| Other non-audit services                      | 1,949        | 600          |
| Depreciation - owned assets                   | 106,257      | 114,372      |
| Surplus/(deficit) on disposal of fixed assets | (6,048)      | 3,066        |
| Computer software amortisation                | <u>1,071</u> | <u>1,071</u> |

**11. TRUSTEES' REMUNERATION AND BENEFITS**

There were no trustees' remuneration or other benefits for the year ended 31 July 2023 nor for the year ended 31 July 2022.

**Trustees' expenses**

There were no trustees' expenses paid for the year ended 31 July 2023 nor for the year ended 31 July 2022.

**12. STAFF COSTS**

|                       | 2023<br>£      | 2022<br>£      |
|-----------------------|----------------|----------------|
| Wages and salaries    | 653,659        | 594,248        |
| Social security costs | 46,872         | 36,924         |
| Other pension costs   | <u>10,263</u>  | <u>8,303</u>   |
|                       | <u>710,794</u> | <u>639,475</u> |

The average monthly number of employees during the year was as follows:

|                          | 2023      | 2022      |
|--------------------------|-----------|-----------|
| Charitable activities    | 13        | 10        |
| Cost of generating funds | 2         | 2         |
| Farm and cafe operations | 33        | 33        |
| Management               | <u>3</u>  | <u>3</u>  |
|                          | <u>51</u> | <u>48</u> |

No employees received emoluments in excess of £60,000.

The key management personnel of the company comprise the Trustees and the Chief Executive Officer. The total remuneration costs for the key management personnel amounted to £44,878 (2022 £43,738).

**WHIRLOW HALL FARM TRUST LIMITED**

**NOTES TO THE FINANCIAL STATEMENTS - continued  
FOR THE YEAR ENDED 31 JULY 2023**

**13. COMPARATIVES FOR THE STATEMENT OF FINANCIAL ACTIVITIES**

|                                    | Unrestricted<br>funds<br>£ | Restricted<br>fund<br>£ | Total<br>funds<br>£ |
|------------------------------------|----------------------------|-------------------------|---------------------|
| <b>INCOME AND ENDOWMENTS FROM</b>  |                            |                         |                     |
| Donations and legacies             | 257,345                    | 243,918                 | 501,263             |
| <b>Charitable activities</b>       |                            |                         |                     |
| Education and events               | 262,291                    | -                       | 262,291             |
| Other trading activities           | 805,573                    | -                       | 805,573             |
| Investment income                  | 205                        | -                       | 205                 |
| Other income                       | 597                        | -                       | 597                 |
| <b>Total</b>                       | <b>1,326,011</b>           | <b>243,918</b>          | <b>1,569,929</b>    |
| <b>EXPENDITURE ON</b>              |                            |                         |                     |
| Raising funds                      | 881,374                    | -                       | 881,374             |
| <b>Charitable activities</b>       |                            |                         |                     |
| Education and events               | 429,623                    | 37,633                  | 467,256             |
| <b>Total</b>                       | <b>1,310,997</b>           | <b>37,633</b>           | <b>1,348,630</b>    |
| <b>NET INCOME</b>                  | <b>15,014</b>              | <b>206,285</b>          | <b>221,299</b>      |
| <b>Transfers between funds</b>     | <b>236,788</b>             | <b>(236,788)</b>        | <b>-</b>            |
| <b>Net movement in funds</b>       | <b>251,802</b>             | <b>(30,503)</b>         | <b>221,299</b>      |
| <b>RECONCILIATION OF FUNDS</b>     |                            |                         |                     |
| <b>Total funds brought forward</b> | <b>1,502,382</b>           | <b>191,087</b>          | <b>1,693,469</b>    |
| <b>TOTAL FUNDS CARRIED FORWARD</b> | <b>1,754,184</b>           | <b>160,584</b>          | <b>1,914,768</b>    |

As permitted under section 408 of the Companies Act, the profit and loss account (Statement of Financial Activities) of the parent company is not presented as part of these financial statements. The parent company's surplus for the financial year, including restricted donations, was £304,757 (2022 £246,952).

**14. COMPARATIVES**

Certain comparative costs have been reanalysed in line with activities to provide a more appropriate comparison.

WHIRLOW HALL FARM TRUST LIMITED

NOTES TO THE FINANCIAL STATEMENTS - continued  
FOR THE YEAR ENDED 31 JULY 2023

15. INTANGIBLE FIXED ASSETS  
Group

|                                   | Computer<br>software<br>£ |
|-----------------------------------|---------------------------|
| <b>COST</b>                       |                           |
| At 1 August 2022 and 31 July 2023 | <u>4,485</u>              |
| <b>AMORTISATION</b>               |                           |
| At 1 August 2022                  | 2,343                     |
| Charge for year                   | <u>1,071</u>              |
| At 31 July 2023                   | <u>3,414</u>              |
| <b>NET BOOK VALUE</b>             |                           |
| At 31 July 2023                   | <u>1,071</u>              |
| At 31 July 2022                   | <u>2,142</u>              |

16. TANGIBLE FIXED ASSETS  
Group

|                        | Short<br>leasehold<br>£ | Long<br>leasehold<br>£ | Plant and<br>machinery<br>£ |
|------------------------|-------------------------|------------------------|-----------------------------|
| <b>COST</b>            |                         |                        |                             |
| At 1 August 2022       | 6,176                   | 1,620,712              | 106,296                     |
| Additions              | -                       | 570,172                | -                           |
| Disposals              | <u>-</u>                | <u>-</u>               | <u>(24,715)</u>             |
| At 31 July 2023        | <u>6,176</u>            | <u>2,190,884</u>       | <u>81,581</u>               |
| <b>DEPRECIATION</b>    |                         |                        |                             |
| At 1 August 2022       | 3,320                   | 563,426                | 89,802                      |
| Charge for year        | 347                     | 60,634                 | 5,143                       |
| Eliminated on disposal | <u>-</u>                | <u>-</u>               | <u>(23,387)</u>             |
| At 31 July 2023        | <u>3,667</u>            | <u>624,060</u>         | <u>71,558</u>               |
| <b>NET BOOK VALUE</b>  |                         |                        |                             |
| At 31 July 2023        | <u>2,509</u>            | <u>1,566,824</u>       | <u>10,023</u>               |
| At 31 July 2022        | <u>2,856</u>            | <u>1,057,286</u>       | <u>16,494</u>               |

WHIRLOW HALL FARM TRUST LIMITED

NOTES TO THE FINANCIAL STATEMENTS - continued  
FOR THE YEAR ENDED 31 JULY 2023

16. TANGIBLE FIXED ASSETS - continued

|                        | Fixtures<br>and<br>fittings<br>£ | Motor<br>vehicles<br>£ | Totals<br>£      |
|------------------------|----------------------------------|------------------------|------------------|
| <b>COST</b>            |                                  |                        |                  |
| At 1 August 2022       | 737,581                          | 58,080                 | 2,528,845        |
| Additions              | 14,486                           | 6,860                  | 591,518          |
| Disposals              | <u>(6,397)</u>                   | <u>(13,000)</u>        | <u>(44,112)</u>  |
| At 31 July 2023        | <u>745,670</u>                   | <u>51,940</u>          | <u>3,076,251</u> |
| <b>DEPRECIATION</b>    |                                  |                        |                  |
| At 1 August 2022       | 521,699                          | 54,152                 | 1,232,399        |
| Charge for year        | 37,187                           | 2,946                  | 106,257          |
| Eliminated on disposal | <u>(5,983)</u>                   | <u>(13,000)</u>        | <u>(42,370)</u>  |
| At 31 July 2023        | <u>552,903</u>                   | <u>44,098</u>          | <u>1,296,286</u> |
| <b>NET BOOK VALUE</b>  |                                  |                        |                  |
| At 31 July 2023        | <u>192,767</u>                   | <u>7,842</u>           | <u>1,779,965</u> |
| At 31 July 2022        | <u>215,882</u>                   | <u>3,928</u>           | <u>1,296,446</u> |

**TANGIBLE FIXED ASSETS**

Company

|                        | Long<br>leasehold<br>£ | Plant and<br>machinery<br>£ | Fixtures<br>and<br>fittings<br>£ | Motor<br>vehicles<br>£ | Totals<br>£      |
|------------------------|------------------------|-----------------------------|----------------------------------|------------------------|------------------|
| <b>COST</b>            |                        |                             |                                  |                        |                  |
| At 1 August 2022       | 1,620,712              | 106,296                     | 688,130                          | 52,280                 | 2,467,418        |
| Additions              | 570,172                | -                           | 11,835                           | 6,860                  | 588,867          |
| Disposals              | <u>-</u>               | <u>(24,715)</u>             | <u>(2,879)</u>                   | <u>(13,000)</u>        | <u>(40,594)</u>  |
| At 31 July 2023        | <u>2,190,884</u>       | <u>81,581</u>               | <u>697,086</u>                   | <u>46,140</u>          | <u>3,015,691</u> |
| <b>DEPRECIATION</b>    |                        |                             |                                  |                        |                  |
| At 1 August 2022       | 563,426                | 89,802                      | 488,409                          | 50,924                 | 1,192,561        |
| Charge for year        | 60,634                 | 5,143                       | 31,265                           | 2,303                  | 99,345           |
| Eliminated on disposal | <u>-</u>               | <u>(23,387)</u>             | <u>(2,879)</u>                   | <u>(13,000)</u>        | <u>(39,266)</u>  |
| At 31 July 2023        | <u>624,060</u>         | <u>71,558</u>               | <u>516,795</u>                   | <u>40,227</u>          | <u>1,252,640</u> |
| <b>NET BOOK VALUE</b>  |                        |                             |                                  |                        |                  |
| At 31 July 2023        | <u>1,566,824</u>       | <u>10,023</u>               | <u>180,291</u>                   | <u>5,913</u>           | <u>1,736,051</u> |
| At 31 July 2022        | <u>1,057,286</u>       | <u>16,494</u>               | <u>199,721</u>                   | <u>1,356</u>           | <u>1,274,857</u> |

## WHIRLOW HALL FARM TRUST LIMITED

### NOTES TO THE FINANCIAL STATEMENTS - continued FOR THE YEAR ENDED 31 JULY 2023

#### 17. FIXED ASSET INVESTMENTS

##### Company

|                       | Shares in<br>group<br>undertakings |
|-----------------------|------------------------------------|
| <b>MARKET VALUE</b>   |                                    |
| At 1 August 2022      | <u>2</u>                           |
| At 31 July 2023       | <u>2</u>                           |
| <b>NET BOOK VALUE</b> |                                    |
| At 31 July 2023       | <u><u>2</u></u>                    |
| At 31 July 2022       | <u><u>2</u></u>                    |

There were no investment assets outside the UK.

The company's investments at the balance sheet date in the share capital of companies include the following:

##### **Whirlow Hall Farm Limited**

Registered office: Whirlow Hall Farm, Whirlow Lane, Sheffield, S11 9QF

Nature of business: retail sales

|                                | %<br>holding | 2023          | 2022            |
|--------------------------------|--------------|---------------|-----------------|
| Class of share:                |              | £             | £               |
| Ordinary                       | 100          | 10,254        | (6,993)         |
| Aggregate capital and reserves |              | <u>17,247</u> | <u>(25,864)</u> |
| Profit/(loss) for the year     |              |               |                 |

WHIRLOW HALL FARM TRUST LIMITED

NOTES TO THE FINANCIAL STATEMENTS - continued  
FOR THE YEAR ENDED 31 JULY 2023

18. **STOCKS**  
**Group**

|                  | 2023          | 2022          |
|------------------|---------------|---------------|
|                  | £             | £             |
| Work-in-progress | 590           | -             |
| Finished goods   | <u>85,702</u> | <u>66,923</u> |
|                  | <u>86,292</u> | <u>66,923</u> |

**STOCKS**  
**Company**

|                  | 2023          | 2022          |
|------------------|---------------|---------------|
|                  | £             | £             |
| Work-in-progress | 590           | -             |
| Finished goods   | <u>28,482</u> | <u>47,689</u> |
|                  | <u>29,072</u> | <u>47,689</u> |

19. **DEBTORS: AMOUNTS FALLING DUE WITHIN ONE YEAR**  
**Group**

|                                | 2023          | 2022          |
|--------------------------------|---------------|---------------|
|                                | £             | £             |
| Trade debtors                  | 9,684         | 67,071        |
| Other debtors                  | -             | 2,013         |
| VAT                            | 6,258         | -             |
| Prepayments and accrued income | 12,500        | 2,108         |
| Prepayments                    | 8,907         | 14,911        |
|                                | <u>37,349</u> | <u>86,103</u> |

**DEBTORS: AMOUNTS FALLING DUE WITHIN ONE YEAR**  
**Company**

|                                    | 2023           | 2022           |
|------------------------------------|----------------|----------------|
|                                    | £              | £              |
| Trade debtors                      | 9,661          | 49,106         |
| Amounts owed by group undertakings | 96,775         | 266,352        |
| Other debtors                      | -              | 666            |
| VAT                                | 6,258          | 15,380         |
| Prepayments and accrued income     | 12,500         | 2,108          |
| Prepayments                        | <u>6,781</u>   | <u>13,331</u>  |
|                                    | <u>131,975</u> | <u>346,943</u> |

WHIRLOW HALL FARM TRUST LIMITED

NOTES TO THE FINANCIAL STATEMENTS - continued  
FOR THE YEAR ENDED 31 JULY 2023

20. CREDITORS: AMOUNTS FALLING DUE WITHIN ONE YEAR

|                                 | 2023           | 2022           |
|---------------------------------|----------------|----------------|
|                                 | £              | £              |
| Trade creditors                 | 58,213         | 55,571         |
| Social security and other taxes | 10,684         | 3,185          |
| VAT                             | -              | 11,270         |
| Pension creditor                | 2,020          | 1,771          |
| Credit card                     | 157            | 2,452          |
| Other creditors                 | 1,883          | 3,300          |
| Accruals and deferred income    | 36,134         | 97,162         |
| Accrued expenses                | <u>38,220</u>  | <u>38,729</u>  |
|                                 | <u>147,311</u> | <u>223,440</u> |

CREDITORS: AMOUNTS FALLING DUE WITHIN ONE YEAR

Company

|                                 | 2023          | 2022           |
|---------------------------------|---------------|----------------|
|                                 | £             | £              |
| Trade creditors                 | 34,376        | 36,160         |
| Social security and other taxes | 7,804         | -              |
| Pension creditor                | 1,674         | 1,328          |
| Credit card                     | 157           | 2,452          |
| Accruals and deferred income    | 6,110         | 78,399         |
| Accrued expenses                | <u>13,417</u> | <u>13,034</u>  |
|                                 | <u>63,538</u> | <u>131,373</u> |

21. MOVEMENT IN FUNDS

|                           | At 1/8/22        | Net movement in funds | Transfers between funds | At 31/7/23       |
|---------------------------|------------------|-----------------------|-------------------------|------------------|
|                           | £                | £                     | £                       | £                |
| <b>Unrestricted funds</b> |                  |                       |                         |                  |
| General fund              | 284,712          | 74,339                | 50,394                  | 409,445          |
| Designated                | <u>1,469,472</u> | <u>-</u>              | <u>307,984</u>          | <u>1,777,456</u> |
|                           | 1,754,184        | 74,339                | 358,378                 | 2,186,901        |
| <b>Restricted funds</b>   |                  |                       |                         |                  |
| Restricted                | 160,584          | 247,662               | (358,378)               | 49,868           |
|                           | <u>1,914,768</u> | <u>322,001</u>        | <u>-</u>                | <u>2,236,769</u> |

Net movement in funds, included in the above are as follows:

|                           | Incoming resources | Resources expended | Gains and losses | Movement in funds |
|---------------------------|--------------------|--------------------|------------------|-------------------|
|                           | £                  | £                  | £                | £                 |
| <b>Unrestricted funds</b> |                    |                    |                  |                   |
| General fund              | 1,398,554          | (1,324,215)        | -                | 74,339            |
| <b>Restricted funds</b>   |                    |                    |                  |                   |
| Restricted                | 353,175            | (105,513)          | -                | 247,662           |
|                           | <u>1,751,729</u>   | <u>(1,429,728)</u> | <u>-</u>         | <u>322,001</u>    |

WHIRLOW HALL FARM TRUST LIMITED

NOTES TO THE FINANCIAL STATEMENTS - continued  
FOR THE YEAR ENDED 31 JULY 2023

21. MOVEMENT IN FUNDS - continued

Comparatives for movement in funds

|                           | At 1/8/21<br>£              | Net<br>movement<br>in funds<br>£ | Transfers<br>between<br>funds<br>£ | At<br>31/7/22<br>£          |
|---------------------------|-----------------------------|----------------------------------|------------------------------------|-----------------------------|
| <b>Unrestricted funds</b> |                             |                                  |                                    |                             |
| General fund              | 400,694                     | (134,986)                        | 19,004                             | 284,712                     |
| Designated                | <u>1,101,688</u>            | <u>150,000</u>                   | <u>217,784</u>                     | <u>1,469,472</u>            |
|                           | 1,502,382                   | 15,014                           | 236,788                            | 1,754,184                   |
| <b>Restricted funds</b>   |                             |                                  |                                    |                             |
| Restricted                | 191,087                     | 206,285                          | (236,788)                          | 160,584                     |
|                           | <u>                    </u> | <u>                    </u>      | <u>                    </u>        | <u>                    </u> |
| <b>TOTAL FUNDS</b>        | <u><u>1,693,469</u></u>     | <u><u>221,299</u></u>            | <u><u>-</u></u>                    | <u><u>1,914,768</u></u>     |

Comparative net movement in funds, included in the above are as follows:

|                           | Incoming<br>resources<br>£  | Resources<br>expended<br>£  | Movement<br>in funds<br>£   |
|---------------------------|-----------------------------|-----------------------------|-----------------------------|
| <b>Unrestricted funds</b> |                             |                             |                             |
| General fund              | 1,176,011                   | (1,310,997)                 | (134,986)                   |
| Designated                | <u>150,000</u>              | <u>-</u>                    | <u>150,000</u>              |
|                           | 1,326,011                   | (1,310,997)                 | 15,014                      |
| <b>Restricted funds</b>   |                             |                             |                             |
| Restricted                | 243,918                     | (37,633)                    | 206,285                     |
|                           | <u>                    </u> | <u>                    </u> | <u>                    </u> |
| <b>TOTAL FUNDS</b>        | <u><u>1,569,929</u></u>     | <u><u>(1,348,630)</u></u>   | <u><u>221,299</u></u>       |

A current year 12 months and prior year 12 months combined position is as follows:

|                           | At 1/8/21<br>£              | Net<br>movement<br>in funds<br>£ | Transfers<br>between<br>funds<br>£ | At<br>31/7/23<br>£          |
|---------------------------|-----------------------------|----------------------------------|------------------------------------|-----------------------------|
| <b>Unrestricted funds</b> |                             |                                  |                                    |                             |
| General fund              | 400,694                     | (60,647)                         | 69,398                             | 409,445                     |
| Designated                | <u>1,101,688</u>            | <u>150,000</u>                   | <u>525,768</u>                     | <u>1,777,456</u>            |
|                           | 1,502,382                   | 89,353                           | 595,166                            | 2,186,901                   |
| <b>Restricted funds</b>   |                             |                                  |                                    |                             |
| Restricted                | 191,087                     | 453,947                          | (595,166)                          | 49,868                      |
|                           | <u>                    </u> | <u>                    </u>      | <u>                    </u>        | <u>                    </u> |
| <b>TOTAL FUNDS</b>        | <u><u>1,693,469</u></u>     | <u><u>543,300</u></u>            | <u><u>-</u></u>                    | <u><u>2,236,769</u></u>     |

## WHIRLOW HALL FARM TRUST LIMITED

### NOTES TO THE FINANCIAL STATEMENTS - continued FOR THE YEAR ENDED 31 JULY 2023

#### 23. MOVEMENT IN FUNDS - continued

A current year 12 months and prior year 12 months combined net movement in funds, included in the above are as follows:

|                           | Incoming<br>resources<br>£ | Resources<br>expended<br>£ | Gains and<br>losses<br>£ | Movement<br>in funds<br>£ |
|---------------------------|----------------------------|----------------------------|--------------------------|---------------------------|
| <b>Unrestricted funds</b> |                            |                            |                          |                           |
| General fund              | 2,575,565                  | (2,635,212)                | -                        | (60,647)                  |
| Designated                | <u>150,000</u>             | <u>-</u>                   | <u>-</u>                 | <u>150,000</u>            |
|                           | 2,724,565                  | (2,635,212)                | -                        | 89,353                    |
| <b>Restricted funds</b>   |                            |                            |                          |                           |
| Restricted                | <u>597,093</u>             | <u>(143,146)</u>           | <u>-</u>                 | <u>453,947</u>            |
| <b>TOTAL FUNDS</b>        | <u><u>3,321,658</u></u>    | <u><u>(2,778,356)</u></u>  | <u><u>-</u></u>          | <u><u>543,300</u></u>     |

In accordance with their wishes, we have a policy of withholding the names of personal donors; their incredible generosity remains anonymous for the purposes of these accounts. But we are grateful to every single one of them for their support; the progress we have been able to make at the Trust this year, including developing its facilities, would not have been possible without them.

We have also received a significant number of donations from organisations. Again, we are incredibly grateful that, at such a challenging time for businesses and community groups, they have supported the Trust in its goals. In addition to those that have specifically asked to remain anonymous, we have received donations from the following:

Abbeydale Rotary (£10,000), B Braun (£500), CMS Cameron McKenna Nabarro Olswang LLP (£500), DC Training (£500), Durham Duplex (£500), England Land Estates (£500), Field Enterprise (£500), GRI Group Ltd (£10,000), Gripple Ltd (£500), Henry Boot (£1000), Horbury Property Services Ltd (£3320), Just Giving (£1576), Mark Jenkinson (£500), Opex Consultancy (£750), Pyronix (£2000), Serrations Ltd (£500), Sheffield & District Association for Disabled (£1000), Taylors' Eye Witness (£500), Vulcan Rotary (£610).

Finally, we have received grants from a wide range of Trusts and Foundations, many of them long-standing supporters of the Trust. We are so grateful that they continue to provide vital funds for general running costs, and for specific purposes. In addition to organisations who have specifically asked to remain anonymous, we have received grants from the following:

## WHIRLOW HALL FARM TRUST LIMITED

### NOTES TO THE FINANCIAL STATEMENTS - continued FOR THE YEAR ENDED 31 JULY 2023

#### MOVEMENT IN FUNDS - continued

##### Unrestricted Grants:

Sir John Eastwood (£500), The Alchemy Foundation (£500), The James Neill Trust Fund (£1,500), The Pewterers Seahorse Trust (£10,000; second of a three year grant), Hyman Winstone Foundation (£500), Trustees of Elsie Lawrence (£650), Cutler's Company Charitable Trust (£1,000), The Volvox Trust (£1,000), Garfield Weston Foundation (£25,000; first of a two year grant), Iron Bridge Charitable Trust (£3,000), Charles and Elsie Sykes Charitable Trust (£2,000), The 29th May 1961 Charity (£3,000), R S Brownless Charitable Trust (£200), Paget Trust (£500)

##### Grants restricted to education purposes:

The John Thaw Foundation (£1,000), The Schreier Foundation (£2,000), Co-op (£2,848.51), CLA Charitable Trust (£3,000), Redbrik Foundation (£1,500), David Family Foundation (£1,000), Sheffield Town Trust (£3,000), Freshgate Foundation (£1,000), Evan Cornish Foundation (£12,000), Joan Wilkinson Charitable Trust (£1,500), Yorkshire Agricultural Society (£2,000), Baily Thomas Charitable Trust (£10,000) Church Burgesses Educational Foundation (£5,000), Sheffield Bluecoat and Mount Pleasant Foundation (£1,000), BNI Foundation (£1,000), JG Graves Charitable trust (£2,000), The Beatrice Laing Trust (£5,000; first of a three year grant), John Thaw Foundation (£1,500), Willian Dean Foundation (£1,000), The Masonic Charitable Trust (£27,114.50; first of a two year grant), Openwork Foundation (£15,000), Sheffield Grammar School and Exhibition Foundation (£2,500), Nineveh Charitable Trust (£5,000), A&E Charitable Trust (£1,000)

##### Grants restricted to specific items:

Swann Morton (£1,000; laptops), HDH Wills (£500; wheelbarrows), Sheffield Mutual Community Fund (£855.90; sleepers for raised beds), Swann Morton (£1,000 portable hand washing facility)

#### TRANSFERS BETWEEN FUNDS

A transfer has been made from restricted funds to unrestricted (designated) funds for the net book value of fixed assets where the conditions of funding have been fulfilled.

A transfer has been made from restricted funds to unrestricted funds where the conditions of funding have been fulfilled and expenditure in excess of the donation has been made.

A transfer has been made from unrestricted funds to unrestricted (designated) funds for depreciation charged on assets held under the designated funds.

##### Fund designation

Designated funds represent the net book value of fixed assets where the conditions of funding have been fulfilled and unrestricted donations received for capital projects which have not yet been completed.

#### 23. RELATED PARTY DISCLOSURES

The charitable company has taken advantage of exemption, under the terms of Financial Reporting Standard 102 'The Financial Reporting Standard applicable in the UK and Republic of Ireland', not to disclose related party transactions with wholly owned subsidiaries within the group.

##### Trustees

During the year, trustees made donations to the charity totalling £231,100 (2022 £102,250).

**WHIRLOW HALL FARM TRUST LIMITED**

**DETAILED STATEMENT OF FINANCIAL ACTIVITIES  
FOR THE YEAR ENDED 31 JULY 2023**

|                                       | 2023<br>£      | 2022<br>£      |
|---------------------------------------|----------------|----------------|
| <b>INCOME AND ENDOWMENTS</b>          |                |                |
| <b>Donations and legacies</b>         |                |                |
| Individuals                           | 266,790        | 264,456        |
| Charitable foundations                | 172,524        | 120,283        |
| Legacies                              | 20,502         | 13,735         |
| Corporate donations                   | 22,338         | 50,735         |
| Gift Aid                              | <u>73,687</u>  | <u>52,054</u>  |
|                                       | 555,841        | 501,263        |
| <b>Other trading activities</b>       |                |                |
| Farm operations                       | 36,396         | 31,682         |
| Shop & cafe operations                | <u>754,420</u> | <u>773,891</u> |
|                                       | 790,816        | 805,573        |
| <b>Investment income</b>              |                |                |
| Interest receivable                   | 2,647          | 205            |
| <b>Charitable activities</b>          |                |                |
| Education                             | 318,788        | 208,076        |
| Fundraising and events                | <u>83,637</u>  | <u>54,215</u>  |
|                                       | 402,425        | 262,291        |
| <b>Other income</b>                   |                |                |
| Coronavirus Job Retention Scheme      | <u>-</u>       | <u>597</u>     |
| <b>Total incoming resources</b>       | 1,751,729      | 1,569,929      |
| <b>EXPENDITURE</b>                    |                |                |
| <b>Raising donations and legacies</b> |                |                |
| Wages                                 | 55,418         | 49,603         |
| Social security                       | 4,464          | 3,498          |
| Pensions                              | 1,130          | 1,111          |
| Event costs                           | 24,458         | 16,845         |
| Premise costs                         | <u>624</u>     | <u>3,576</u>   |
|                                       | 86,094         | 74,633         |
| <b>Other trading activities</b>       |                |                |
| Direct shop & cafe costs              | 278,892        | 286,349        |
| Direct farm costs                     | 55,994         | 97,742         |
| Wages                                 | 309,043        | 325,174        |
| Social security                       | 19,449         | 16,641         |
| Pensions                              | 3,425          | 3,235          |
| Premise expenses (farm)               | -              | 9,308          |
| Carried forward                       | 665,803        | 738,439        |

**WHIRLOW HALL FARM TRUST LIMITED**

**DETAILED STATEMENT OF FINANCIAL ACTIVITIES  
FOR THE YEAR ENDED 31 JULY 2023**

|  | 2023<br>£             | 2022<br>£             |
|--|-----------------------|-----------------------|
| <b>Other trading activities</b>              |                       |                       |
| Brought forward                              | 665,803               | 738,439               |
| Other costs (shop & cafe)                    | 36,592                | 27,326                |
| Amortisation of intangible fixed assets      | 1,071                 | 1,071                 |
| Depreciation of tangible fixed assets        | 6,912                 | 36,839                |
| Loss on sale of tangible fixed assets        | <u>414</u>            | <u>3,066</u>          |
|  | 710,792               | 806,741               |
| <b>Charitable activities</b>                 |                       |                       |
| Wages  | 217,921               | 146,823               |
| Social security                              | 16,280                | 10,709                |
| Pensions                                     | 4,061                 | 2,442                 |
| Other costs                                  | 15,191                | 4,416                 |
| Educational costs                            | 12,449                | 7,782                 |
| Educational costs (other)                    | 33,616                | -                     |
| Depreciation of tangible fixed assets        | 35,914                | 54,232                |
| Loss on sale of tangible fixed assets        | <u>35</u>             | <u>-</u>              |
|  | 335,467               | 226,404               |
| <b>Support costs</b>                         |                       |                       |
| <b>Management</b>                            |                       |                       |
| Wages  | 71,277                | 72,648                |
| Social security                              | 6,679                 | 6,076                 |
| Pensions                                     | 1,647                 | 1,525                 |
| Other costs                                  | 98,760                | 87,268                |
| Repairs and maintenance                      | 17,384                | 7,228                 |
| Depreciation of tangible and heritage assets | 63,226                | 23,870                |
| Loss on sale of tangible fixed assets        | <u>(6,497)</u>        | <u>-</u>              |
|  | 252,476               | 198,605               |
| <b>Finance</b>                               |                       |                       |
| Bank charges                                 | 264                   | 407                   |
| Credit charges                               | <u>13,323</u>         | <u>13,963</u>         |
|  | 13,587                | 14,370                |
| <b>Governance costs</b>                      |                       |                       |
| Auditors' remuneration                       | 9,740                 | 8,980                 |
| Auditors' remuneration for non audit work    | <u>21,572</u>         | <u>18,897</u>         |
|  | <u>31,312</u>         | <u>27,877</u>         |
| Total resources expended                     | <u>1,429,728</u>      | <u>1,348,630</u>      |
| <b>Net income</b>                            | <u><u>322,001</u></u> | <u><u>221,299</u></u> |