



Buxton Street,
London E1 5AR
www.spitalfieldscityfarm.org

SPITALFIELDS FARM ASSOCIATION LIMITED
(A COMPANY LIMITED BY GUARANTEE)
REGISTERED COMPANY NUMBER:
02021898 (ENGLAND AND WALES)
REGISTERED CHARITY NUMBER: 299536



ANNUAL REPORT 2024-25



CHAIR'S REPORT



**"OUR SUCCESS RELIES ON
REMARKABLE PARTNERSHIPS
SPANNING EDUCATION,
COMMUNITY SERVICES,
AND CORPORATE SUPPORT."**

It has been an exceptional year for Spitalfields City Farm, marked by significant growth and meaningful community impact. I am delighted to report that we welcomed 2,475 individual school children through our gates, demonstrating our vital role in environmental education within Tower Hamlets and beyond.

Our commitment to accessibility has been transformative. Through partnerships with Tower Hamlets Visual Impairment team, we have created inclusive experiences that allow children with visual impairments to explore nature through sensory interaction. This reflects our core mission of ensuring the Farm is welcoming to all communities.

The dedication of our 50 volunteers, contributing 7,742 hours through

team challenges, has been extraordinary. Their efforts, alongside our extensive network of partners, have enabled crucial site improvements including new stables, glasshouses, and accessible raised beds.

Our success relies on remarkable partnerships spanning education, community services, and corporate support. From the Jack Petchey Foundation enabling our Youth Engagement intern to the Childhood Trust funding holiday activities, each relationship strengthens our impact. Corporate partners like Lockton's and innovative collaborations such as our fresh produce partnership with St John Bread & Wine demonstrate the Farm's role as a community catalyst.

Our Young Farmers programme continues to flourish, with 21 participants contributing

658 volunteer hours. These young people exemplify the Farm's role as a community catalyst, developing confidence, resilience, and environmental stewardship.

Our community partnerships have deepened significantly this year. We've strengthened relationships with local schools including St. Anne & Guardian Angels and Thomas Buxton, while expanding our reach through collaborations with the Brady Centre's women's ESOL group, Daniel Gilbert House,

and Westminster College's deaf students. These partnerships, alongside our volunteer referral network including Dellow Centre and local autism services, demonstrate our commitment to serving diverse community needs.

As we look ahead, I am proud of how Spitalfields City Farm continues to create environmentally knowledgeable communities while fostering genuine connections between people, animals, and nature.



CONTENTS

Page 4:
Year at a Glance

Page 7:
Education

Page 11:
Site Improvements

Page 14:
Volunteering

Page 17:
St John at the Farm

Page 18:
Report of the
Trustees and
Financial
Statements

Pictures by:
Andy Barker,
Patricia Niven,
Aminah Shabir

OUR YEAR AT A GLANCE



2,475 VISITS FROM SCHOOL CHILDREN



256 HOURS SUPPORTING PRIMARY SCHOOLS IN TOWER HAMLETS



7,742 HOURS CONTRIBUTED BY 75 VOLUNTEERS



OVER **100** HOURS OF FREE SCHOOL HOLIDAY ACTIVITIES



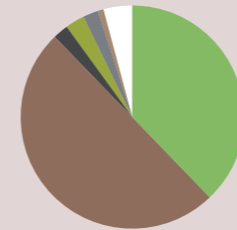
658 HOURS OF VOLUNTEERING BY YOUNG FARMERS



£75,474 SPENT ON SITE IMPROVEMENT*

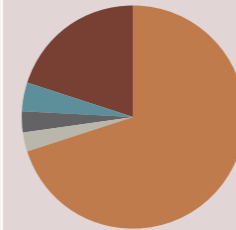
INCOME AND EXPENDITURE

TOTAL INCOME: £591,338



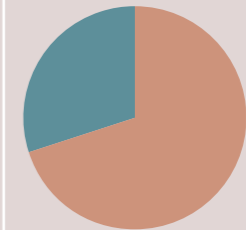
- All donations: £216,133 (38%)
- Grants: £294,521 (50%)
- Contract income: £11,508 (2%)
- Shop sales: £20,681 (3%)
- Venue hire: £13,877 (2%)
- Mobile Farms: £8,625 (1%)
- All other income: £25,993 (4%)

TOTAL EXPENDITURE: £484,850



- Staff salaries: £337,315 (70%)
- Animal welfare (excluding staffing): £11,484 (3%)
- Utilities: £11,460 (3%)
- Site Repairs: £18,123 (4%)
- All other running costs: £106,468 (20%)

TOTAL FUNDS: £554,785



- Unrestricted Funds: £389,185 (70%)
- Restricted Funds: £165,600 (30%)

*During the year, the Farm carried out site improvement work of £57,351, all of which has been capitalised under Balance Sheet, and the rest of the site repair work amounted to £18,123.



EDUCATION

CREATING ENVIRONMENTALLY KNOWLEDGEABLE AND ACTION-ORIENTATED COMMUNITIES WHO ARE STEWARDS FOR THE FUTURE, BY PROVIDING INSPIRING EDUCATIONAL EXPERIENCES.

SCHOOLS

- 🍃 **2,475 Number of individual visiting school children**
- 🍃 **62 Number of hours of guided tours**
- 🍃 **51 Number of individual schools visiting on trips**
- 🍃 **256 Number of hours with local partner schools**

It's been a fantastic year for the Education team. We are proud to have supported more young people than ever, thanks to growing partnerships, expanded projects, and an increase in team capacity.

With support from the Jack Petchey Foundation, we welcomed Education and Youth Engagement intern Aminah Shabir to the farm full-time.

Aminah - known as Arms - has been an invaluable asset and now steps into the role of Young Farmers Coordinator, continuing to grow our popular Saturday sessions.

Our holiday activities, funded by the Childhood Trust, were consistently well attended. Highlights included storytelling with local performer Rez Kabir, a comic book drawing workshop, pinhole photography, weekly Stay and Play sessions, and plenty of animal handling.

During term time, our team has continued gardening sessions with students from Nursery to Year 6 at St. Anne & Guardian Angels, and with Year 3 at Thomas Buxton. We also welcomed SEND groups from Thomas Buxton and Christ Church Primary on Mondays - when

the farm is closed to the public - for a calmer, more supportive experience. Staff have observed growing confidence and resilience among this group.

We have embarked on a new partnership with Tower Hamlets Visual impairment team, which has led to visits from families and children experiencing visual impairment and thinking of innovative ways to allow the Farm to be as accessible as possible.



YOUNG FARMERS

🍃 21 Young Farmers attending

🍃 658 Hours of volunteering by Young Farmers

🍃 52 Young Farmers sessions delivered

Through weekly Saturday sessions, for the last 12 months over 20 young people from Tower Hamlets and slightly further afield had the opportunity to regularly contribute to the upkeep of the Farm. Our regular group of Young Farmers, had the chance to complete a First Aid course with St John Ambulance, go on a trip to Surrey Docks Farm to meet and collaborate with their Young Farmers, as well as attend a bee workshop on site with our resident beekeeper Salvatore.

Other activities included, craft sessions involving letter writing to their

future selves for mental health awareness month, and bracelet making for sale in the Farm shop. Finally, we continued the usual... animal care, cooking, woodwork and the planning and planting of plants and flowers in the education gardening bed. These will hopefully then be cycled back into future cooking sessions - showing the young people how cyclical and resourceful a city farm can really be. The Young Farmers recently made and very excitedly decorated

One of our longer standing Young Farmers, A said:

"I HAVE SOMETHING TO LOOK FORWARD TO NOW AND ANIMAL INTERACTIONS BOOSTS MY MOOD LIKE LITERALLY. I ENJOY PLANTING THE MOST THOUGH"



new signage for their gardening bed.

Over the past year we have continued to have school avoiders join our Young Farmer programme in hopes to help reintegrate them into more social settings and give them a sense of community. The Young Farmers programme continues to be a microcosm for the wider farm team and a reflection of the demographic of the local community, helping young people to form long-standing connections within and outside of the farm.

FARMYARD

Spring welcomed new arrivals to the Farm with a successful lambing of our Rare Breed sheep, the Castlemilk Moorits. Volunteers help raise and train the lambs which provides valuable lessons about responsibility, animal care, and the cycles of nature - whilst seeing the lambs grow is a fulfilling experience for all our farm users.

With our growing herd we were able to offer local school groups educational wool workshops. Each class was able to watch the shearing and then learn all about how wool is processed to make yarn, including having a go at carding and spinning the fleece. They were also able to weave a little coaster to take home with them.

Additional new residents were adopted during the year:

2 Guinea Pigs from Wood Green Animal Shelter, 20 Ex-commercial hens from British Hen Welfare Trust, 2 Ferrets from Essex Ferret Welfare Society

A highlight of the summer was a volunteer collaboration resulting in a guest resident - Toby the Tortoise! He won the hearts of all who had the pleasure to meet him and was



carefully drawn by children in our drawing safari. 21 Mobile Farms were delivered to schools, care homes, community venues, and a particularly special visit to Great Ormond Street Hospital School - each bringing many physical, emotional, educational, social benefits to a wide diversity of participants

Recreational and therapeutic visits provide contact with animals for people who may not normally have the opportunity. Interaction with animals and nature has been proven to promote stimulation, self-expression and enhance wellbeing.

Upon completion of our paddock fences, we had a unique opportunity to harvest the overgrown grass, with volunteers Mike & Lisa using their scythes to demonstrate traditional grass cutting and make our own Spitalfields Hay!

TOWER HAMLETS LEARNING ADVISORY SERVICE – CASE STUDY

"I LIKE GOING TO THE FARM BECAUSE THE ANIMALS ARE NICE AND IT'S FUN. I LIKED THE GOAT BECAUSE IT WAS FUNNY, THEY WERE JUST GETTING OVER THE FENCE, AND I LIKED FEEDING THE ANIMALS, THE PLANTS, AND THE BLACK CAT CHILLING."



created a safe, welcoming space where children with visual impairment can experience the wonder of nature firsthand. This collaboration allows us to offer a uniquely enriching experience by adapting and creating a safe and welcoming environment where children and young people with visual impairments and their families can touch and interact with a variety of animals. The Farm offers an invaluable opportunity for sensory exploration and learning.

Through a partnership with the Learning Advisory Service from the Borough of Tower Hamlets, Spitalfields City Farm has

Through direct, hands-on interaction, visually impaired children can feel the textures, shapes, and

temperatures of animals, making abstract ideas concrete and expanding their understanding of the natural world. These moments of connection foster confidence, curiosity, and spatial awareness, supporting both emotional well-being and cognitive growth.

For many children with visual impairments, this experience is a rare chance to explore and understand their environment in ways that traditional settings do not always provide. By making nature accessible and inclusive, the Farm affirms their ability to learn, discover, and thrive.

SITE IMPROVEMENTS

CREATING A WELCOMING SPACE FOR PEOPLE OF ALL COMMUNITIES TO COME TOGETHER, CULTIVATE, GROW AND LEARN.

A key objective of our three-year strategy was to make significant investment into improving the accessibility of the Farm as well as its facilities, to better cater for our visitors, volunteers and animals. Over the past eighteen months, much of this ambition has come to fruition, led by our Site Manager Steven Adams.

Our stables have been re-built as well as introducing new housing for our small animals. We have built two new glass houses and replaced most of our raised beds.

The Farm's much loved tree house had to be dismantled, and these have been replaced by more robust play and climbing equipment.



The Farm's new handwashing facilities.

Finally, work on building new toilets, improving our disabled toilet and hand washing facilities has started and is due to be completed by June 2025.

Building on this, we want to improve the paving around the Farm site as well as the fencing in our farmyard area.

MEET OUR SITE MANAGER

Steven is responsible for managing and maintaining our two-acre site.

What attracted you to working at Spitalfields City Farm?

I originally started as a volunteer in 2017. I was looking for an outdoor volunteer opportunity to do at the weekends around my job. I was suggested to visit the Farm by a friend and immediately fell in love with the place!

Tell us more about your role as the Farm's Site manager?

I'm responsible for making sure the site stay safe and improving areas wherever possible! I lead our corporate volunteer sessions



which tie in to both the upkeep and the renovation of the Farm.

What is the most challenging aspect of the role?

Figuring out what projects to start next! The Farm has

so much potential to be even better than it already is and choosing the next renovation is always difficult!

What is your favourite Farm animal + why?

I absolutely love the donkeys! They're so gentle and are one of the cuddliest animals on the Farm.

What plans do you have for the Farm site in the coming years?

My main focus is to make the space more accessible. Working on levelling out pathways and introducing more accessible features around the site. There's also plans to incorporate a lot more interactive education for all visitors.



New glasshouses, raised beds + play equipment.



VOLUNTEERING

CREATING AN ENVIRONMENT FOR OUR COMMUNITY TO BUILD ON THEIR STRENGTHS, SO THAT TOGETHER WE CAN ADDRESS VARIATIONS IN PEOPLE'S OPPORTUNITIES FOR A HEALTHY LIFE.

60 current volunteers

7,742 volunteer hours contributed

Our dedicated team of weekly volunteers continue to be the backbone of the Farm and we are forever grateful for the time and energy they dedicate to ensure the Farm runs smoothly. We show our appreciation through monthly socials such as wreath making at Christmas, harvest celebration lunches, craft afternoons and more.

We also continue to offer further learning opportunities with trainings on chicken health and a trip to Stepney City Farm. To ensure volunteers are kept up to date with Farm wide developments we hold quarterly meetings opening the space up for more

formal discussions between volunteers and staff.

Our 50 volunteers continue to reflect the diversity of our local community as well as that of London with the majority being residents of local boroughs as well as being referred from social prescribers and local support services such as Dellow Centre and Autism services to name a few. Included in this is the 'Coriander Club' which continues to be a huge success.

In the coming months we plan to launch a new visitor engagement volunteer role, diversifying our volunteer opportunities whilst also improving our engagement with visitors.

We have also been making our volunteer systems more

digital with online forms and the use of a CRM system allowing for more efficiency in the process but also for more secure data storage. We continue to offer printed forms in English and Bengali to ensure there are no barriers to volunteering with us.

We continue to work closely with local charities to offer the Farm as a means of supporting their service users and volunteers. We have run gardening sessions with the women's ESOL group from the Brady Centre, started monthly volunteering groups with Daniel Gilbert House and held monthly sessions with a group of deaf students from Westminster College.

Overall, the volunteer programme and its benefit to the Farm and local community

has strengthened and grown in the past year to continue to support teams across the Farm as well as opening further opportunities for adult wellbeing within our local community.

VOLUNTEER TEAM CHALLENGES

2150 volunteers

7,841 volunteer hours

172 teams

Sarah Nash from Lockton's, one of our long-term supporters, discussed her experience of organising a team challenge for colleagues at the Farm.

What are you looking for from employee team building sessions and why have you chosen to partner with the Farm?



Contributing to the communities we operate in has always been a crucial aspect of Lockton's core values. Our track record of volunteering and fundraising demonstrates this ongoing commitment. The Lockton GREAC team have participated in many community projects over the years for a range of charities and causes, however we have a long-running history with Spitalfields City Farm. The team love what you do and the impact you have on the local community and beyond, so it was an easy decision to make in terms of starting a partnership with the farm.

What were your employees' experiences of their recent Team Challenge Days? What activities did they do?

Since beginning the partnership in June 2023, GREAC have deployed 81 Associates over 5 volunteer days, equating to 324 hours



of work - and counting! The teams have done everything from painting, mucking out, planting, weeding, sweeping, digging, and of course helping to herd the animals at the end of the day. Our team photos are always full of genuine smiles and everyone comes away feeling like they have made a difference.

How do you think the Team Challenge Days benefit your employees?

GREAC now have over 200 Associates in our team, therefore it's becoming increasingly difficult to remain connected and

maintain relationships. These team challenge days are a fantastic way for the team to spend time with people they may not know well, or at all, as well as give back to the community. Being outside for the day is also a welcome change from being in the office, and a wholesome way to spend an afternoon with colleagues.

Anything else you'd like to add.

I have personally very much enjoyed organising the quarterly volunteer days for my team and hearing how much people enjoyed their time there - I still remember the joy I felt the first time I visited, as I had no idea such spaces existed in the City of London! I have loved getting to know the team there over the years and hope that we have helped, and continue to help, make a difference to the farm and its surrounding community.

ST JOHN AT THE FARM



Farouk from St John + Chris, the Farm's Growing Manager.

In early 2024 long term friend of the Farm, The Gentle Author, introduced Farouk Talati, Chef at St John Bread & Wine to Chris Gorgay, the Farm's Growing Manager. The result is that fresh produce from the Farm has become an integral part of the menu at St John, where diners can now enjoy vegetables grown locally and picked fresh that morning. The Farm is just six minutes walk from the restaurant in Commercial St.

"Every time I come here I learn something new!" Farouk said. "I'll go over to the farm once a week, chefs will go on other days, and Chris delivers produce maybe twice a week. And we're always talking to each other, Chris will send me a picture of something that's coming up soon. I've been over with St John's founders, Trevor Gulliver and Fergus Henderson."

"For me it's important for St John to have a strong

sense of connection with the community and the joy that it's given us to use this farm, and to know that we can go over there and say, 'Can we grab this?' or 'Can we grab that?' or for them to come over and put their produce down on the table in front of guests. People will be eating their lunches and in walks Chris with onions, fresh garlic and mulberries and it's such a proud moment."

"It's rare in London restaurants. In many places I've worked the produce is there in the morning in boxes and you can forget where it came from. I have a huge sense of pride when I brief the waiters to say, 'This dish has come from Spitalfields City Farm and I want you to talk about it at the table.' How proud we are to announce, 'These were picked this morning at the farm down the road.'"

REPORT OF THE TRUSTEES AND FINANCIAL STATEMENTS FOR THE YEAR ENDED 31 MARCH 2025

WHAT'S
GROWING?

SPITALFIELDS FARM ASSOCIATION LIMITED REPORT OF THE TRUSTEES FOR THE YEAR ENDED 31 MARCH 2025

The trustees who are also directors of the charity for the purposes of the Companies Act 2006, present their report with the financial statements of the charity for the year ended 31 March 2025. The trustees have adopted the provisions of Accounting and Reporting by Charities: Statement of Recommended Practice applicable to charities preparing their accounts in accordance with the Financial Reporting Standard applicable in the UK and Republic of Ireland (FRS 102) (effective 1 January 2019).

OBJECTIVES AND ACTIVITIES

OBJECTIVES AND AIMS

The principal activity of the charity in the year under review was that of running an inner-city farm for the benefit of the inhabitants of Spitalfields and the surrounding neighbourhood by utilising its facilities to provide education and volunteering activities for the community.

PUBLIC BENEFIT

The Trustees confirm that they have complied with the duty in section 4 of the Charities Act 2006 to have due regard to public benefit guidance published by the Charities Commission in determining the activities undertaken by the Charity.

STRATEGIC REPORT

ACHIEVEMENT AND PERFORMANCE CHARITABLE ACTIVITIES

Thanks to the hard work of the Farm's passionate and dedicated staff team, and our wonderful volunteers and Trustees, the Farm continued an extraordinary range of charitable and community efforts this year, reaching many people from diverse groups in the local community and more widely.

REPORT OF THE TRUSTEES FOR THE YEAR ENDED 31 MARCH 2025

STRATEGIC REPORT

FINANCIAL REVIEW RESULTS FOR THE YEAR

The result for the year ended 31 March 2025 was a surplus of £106,488 (2024: surplus £149,410). This surplus includes a restricted grant from Veolia Environmental Trust of £75,000, at the financial year end. The grant remains unspent and will be spent during the year 2025/26.

INCOME:

Total income for the year amounted to £591,338 (2024: £541,451).

EXPENDITURE:

Total expenditure for the year was £484,850 (2024: £392,041).

FUNDS:

The Farm's funds at 31 March 2025, amounted to £554,785 (2024: £448,297), of which £389,185 (2024: £347,931) was unrestricted funds and £165,600 (2024: £100,366) was restricted.

FINANCIAL REVIEW

GRANTS AND DONATIONS

Thank you to the following for providing us with a grant or donation during the past year:

- 🍃 Garfield Weston
- 🍃 Jack Petchey Foundation
- 🍃 Tower Hill Trust
- 🍃 Community Fund (Reaching Communities, England)
- 🍃 The Worshipful Company of Horner's Charity Fund
- 🍃 City Bridge Foundation
- 🍃 SEI Investments
- 🍃 Access Reach Fund
- 🍃 Veolia Environmental Trust
- 🍃 The Worshipful Company of Vintners
- 🍃 The Childhood Trust
- 🍃 Worshipful Company of Farmers

Thank you to the companies who either attended our team challenge volunteering programme in person, or who supported the Farm by making donations or pre-paid for future volunteering days. Companies in 2024-25 were:

Ably Realtime; Accenture; Addleshaw Goddard; Adverity; AECOM; Amplify; Antares; Antares Global; Apollo; Ares; Ashurst Atlantis; Aventus; Aviva; Baker McKenzie; Beat Capital; Beazley; Blackrock; Bloomreach; British Psychotherapy Foundation Brookfield Properties; Buzzacott; CFC (Click for Cover); CFC Underwriting; Chaucer; Checkout.com; Cincinnati Global Underwriting Ltd; Climate Impact Partners; Coats; Columbia Threadneedle; Davies Group; DropBox; DTZ Investors; Econergy; Ethical Trading Initiative; Financial Ombudsman Service; Gallagher Craig; Gallagher Harry; Global Aerospace;

Global Association of Risk Professionals; Harrison Holgate; Headbox; Helical; Hewlett Packard Enterprise; Howden Group; Igneo; ING; Insurance Institute of London; Internet Matters; Intuit; IQ-EQ; IQUW Group; KBC Bank NV; Kennedys Law LLP; Liberty; Linklaters; Lockton; Mackie Myers; Macquarie; Man Group; Markel; Mastercard; Maximus; MESH Construction; MS Amlin; Natterbox; Nomura; Nuveen; One Four Nine Group; Pallas; Partner Reinsurance Europe; Peel Hunt; Peters & Peters; Proctimise; PSE Consulting; Redis; RSM UK; S&P Global; Salesforce; Savills; SEI; Six; Smartsheet; Solici; Source Code Comms; Standard Chartered; Talbot; Texel; The Investment Association; The Up Group; Thomas Miller; Tokio Marine HCC; TransRe; UBS; Unily; United Talent Agency; University of the Arts London; Vervaunt; Wellcome; Westfield; Woodmac; Workday; YuLife

Special thanks also to the East London Business Alliance (ELBA) and its staff.

Thank you to everyone who donated to our successful 'Champions for Children' online fundraising campaign; dropped coins into our donation boxes; used the contactless donation machine; contributed via payroll giving; held a children's party or an event at the Farm; bought our produce or something from the Farm shop.

INVESTMENTS

The Farm does not hold any investments.

REPORT OF THE TRUSTEES FOR THE YEAR ENDED 31 MARCH 2025

FINANCIAL REVIEW

RESERVES POLICY

As at 31 March 2025, the charity had £389,185 of unrestricted reserves, adjusting for fixed and biological assets, the charity had free reserves of £298,820.

The trustees consider it prudent to hold unrestricted reserves of approximately 6 months of operating costs to cover the unexpected loss of major income sources plus a contingency for costs which could be incurred in the case of unexpected closure of the Farm. The balance of the unrestricted reserves has been allocated to the cost of the creation of a dedicated learning and education space.

UNRESTRICTED RESERVES:

Designated for future operating costs	£240,000
Designated for redundancy costs	£30,000
Designated for new learning space	£28,000
	£298,000

The trustees will review the reserves policy and the designation of reserves for specific purposes on an ongoing basis.

FUTURE PLANS

This year we developed a new strategy which presents a vision for the Farm and our services for the period 2022 to 2025. It outlines our aims, objectives and priorities. It was the culmination of a period of consultation with our staff, volunteers and trustees during 2021, the purpose of which was to create a shared vision of how our city farm can better serve the local community, visitors and other stakeholders: A

common vision for where we are going based on everyone having a say.

STRUCTURE, GOVERNANCE AND MANAGEMENT

GOVERNING DOCUMENT

Spitalfields Farm Association is a registered Charity established as a company limited by guarantee. The objects of the Charity and its governance provisions are set out in the Articles of Association, which were adopted by the Farm's Board on 16 February 2011. The Trustees have had regard to the Charity Commission's guidance on public benefit.

RECRUITMENT AND APPOINTMENT OF NEW TRUSTEES

The Directors of the Charity (the Board of Trustees) are usually appointed from residents or persons working within the Borough of Tower Hamlets or the City of London. Trustees are expected to take a particular interest in a specific area of the Farm's activities and/or to have a relevant professional expertise.

Governance is undertaken by means of monthly Trustee Board Meetings at which reports are presented for discussion and decisions taken on the various aspects of the Farm's work together with the latest financial information, health and safety matters and other governance issues. A system of internal controls is in operation at the Farm with regard to all financial operations. A series of written policies has been

adopted and is in operation to govern operational matters.

ORGANISATION AND REPORTING AT THE FARM

Farm operations and strategy are overseen by the Chief Executive. Departmental Managers oversee the Farm's projects and activities, reporting to the Chief Executive.

The Trustees meet monthly with the Chief Executive and one or more staff members, on a rotational basis. Trustees reserve the final decision on major capital expenditure and strategic decisions.

OTHER CHARITIES AND RELATED PARTIES

There were no relationships between the charity and related parties that required disclosure.

The Farm was a member of the following organisations

as this was considered beneficial to achieving our objectives:

Rare Breeds Survival Trust; East London Business Alliance; Social Farms & Gardens; London Youth; Volunteer Centre Tower Hamlets; Tower Hamlets Council for Voluntary Services.

REMUNERATION POLICY

All staff salaries are reviewed annually as part of the Farm's Remuneration policy. The Chief Executive's appraisal is conducted by the Chair of Trustees. The Board of Trustees recently undertook a comprehensive review and benchmarking analysis of all salaries for parity across the staff roles and pay levels. The findings and recommendations of the benchmarking were implemented in January 2025.

The Farm is committed to paying all of our contracted as well as sessional staff at the London Living Wage.

REPORT OF THE TRUSTEES FOR THE YEAR ENDED 31 MARCH 2025

RISK MANAGEMENT

The Board has examined the principal areas of the Farm's operations and considered the major risks which may arise in a number of key areas:

- 🍃 Governance
- 🍃 Legal
- 🍃 Health & Safety
- 🍃 Safeguarding
- 🍃 Finance
- 🍃 Staffing
- 🍃 Volunteers
- 🍃 Site
- 🍃 Technology
- 🍃 Privacy & Data Protection

The Farm utilised a risk register to review and monitor various operational

risks. The Farm has systems to give early warning of financial shortfalls and regularly reviews its operating policies. The Farm maintains good contact with the necessary governmental departments on animal husbandry, regulations and restrictions, liaises extensively with the local council's health and safety officers, and has conducted a comprehensive review of its washing facilities, fire safety policy and information boards/warning signs.

In the opinion of the Trustees, the Farm has established resources and

review systems which, under normal conditions, should allow the risks identified by them to be mitigated to an acceptable level in its day-to-day operations.

The Risk Register is reviewed at trustee meetings on an annual basis.

REFERENCE AND ADMINISTRATIVE DETAILS

Registered Company number 02021898 (England and Wales)

Registered Charity number 299536

Registered office
Buxton Street
E1 5AR

TRUSTEES

Trustees, who are also directors under company law, who served during the year and up to the date of this report were as follows:

Neil Stuart Rodel - Chair
Alexander Michael Davidson
Michael Richard Woods
Momotaz Begum
Kathryn Mallett
Catalina Mastac
Giles Heath Charlton -
Appointed 3rd November 2024
Alix Emma H Jackson -
Appointed 9th September 2024
Graham Thomas Morgan -
Resigned 21st June 2024

Company Secretary

Alexander Michael Davidson

Chief Executive Officer

Philip Nichols

Independent Examiner

Mr A Patel BA (Hons), BFP, FCA
Prestons & Jacksons Partnership LLP
364 - 368 Cranbrook Road
Ilford
Essex IG2 6HY

INDEPENDENT EXAMINERS

Prestons & Jacksons Partnership LLP were appointed as independent examiners to the charitable company during the year.

Report of the trustees, incorporating a strategic report, approved by order of the board of trustees, as the company directors, on 8th July and signed on the board's behalf by:



Chair of Trustees

INDEPENDENT EXAMINER'S REPORT TO THE TRUSTEES OF SPITALFIELDS FARM ASSOCIATION LIMITED

INDEPENDENT EXAMINER'S REPORT TO THE TRUSTEES OF SPITALFIELDS FARM ASSOCIATION LIMITED ['THE COMPANY']

I report to the charity trustees on my examination of the accounts of the Company for the year ended 31 March 2025.

RESPONSIBILITIES AND BASIS OF REPORT

As the charity's trustees of the Company (and also its directors for the purposes of company law) you are responsible for the preparation of the accounts in accordance with the requirements of the Companies Act 2006 ('the 2006 Act'). Having satisfied myself that the accounts of the Company are not required to be audited under Part 16 of the 2006 Act and are eligible for independent examination, I report in respect of my examination of your charity's accounts as carried out under

Section 145 of the Charities Act 2011 ('the 2011 Act'). In carrying out my examination I have followed the Directions given by the Charity Commission under Section 145(5) (b) of the 2011 Act.

INDEPENDENT EXAMINER'S STATEMENT

Since your charity's gross income exceeded £250,000 your examiner must be a member of a listed body. I can confirm that I am qualified to undertake the examination because I am a member of the Institute of Chartered Accountants in England and Wales, which is one of the listed bodies.

I have completed my examination. I confirm that no matters have come to my attention in connection with the examination giving me cause to believe:

- 1 accounting records were not kept in respect of the Company as required by Section 386 of the 2006 Act; or
- 2 the accounts do not accord with those records; or
- 3 the accounts do not comply with the accounting requirements of Section 396 of the 2006 Act other than any requirement that the accounts give a true

and fair view which is not a matter considered as part of an independent examination; or

- 4 the accounts have not been prepared in accordance with the methods and principles of the Statement of Recommended Practice for accounting and reporting by charities (applicable to charities preparing their accounts in accordance with the Financial Reporting Standard applicable in the UK and Republic of Ireland (FRS 102)).

I have no concerns and have come across no other

matters in connection with the examination to which attention should be drawn in this report in order to enable a proper understanding of the accounts to be reached.

Mr A Patel BA (Hons), BFP, FCA

**Prestons & Jacksons
Partnership LLP
364 - 368 Cranbrook Road
Ilford
Essex IG2 6HY**

Date: 8th July

STATEMENT OF FINANCIAL ACTIVITIES

[INCORPORATING AN INCOME AND EXPENDITURE ACCOUNT]

FOR THE YEAR ENDED 31 MARCH 2025

	Notes	Unrestricted fund £	Restricted fund £	31.3.25 Total funds £	31.3.24 Total funds £
INCOME AND ENDOWMENTS FROM					
Donations and legacies	2	149,070	281,664	430,734	439,410
Charitable activities					
Horticulture	5	20,682	-	20,682	19,234
Education		20,206	2,000	22,206	31,761
Team Challenges		97,657	-	97,657	24,025
Other trading activities	3	13,878	-	13,878	21,931
Investment income	4	6,181	-	6,181	5,090
Total		307,674	283,664	591,338	541,451
EXPENDITURE ON					
Raising funds	6	20,882	18,560	39,442	36,467
CHARITABLE ACTIVITIES					
Charitable activity	7	245,538	199,870	445,408	355,574
Total		266,420	218,430	484,850	392,041

The notes form part of these financial statements

	Notes	Unrestricted fund £	Restricted fund £	31.3.25 Total funds £	31.3.24 Total funds £
NET INCOME					
Transfers between funds		41,254	65,234	106,488	149,410
RECONCILIATION OF FUNDS					
Total funds brought forward		347,931	100,366	448,297	298,887
TOTAL FUNDS CARRIED FORWARD		389,185	165,600	554,785	448,297

The notes form part of these financial statements

STATEMENT OF FINANCIAL POSITION

31 MARCH 2025

	Notes	31.3.25 £	31.3.24 £
FIXED ASSETS			
Tangible assets	14	98,685	30,119
CURRENT ASSETS			
Biological Assets	15	6,085	5,900
Debtors	16	89,328	25,122
Cash at bank and in hand		415,529	436,057
		510,942	467,079
CREDITORS			
Amounts falling due within one year	17	(54,842)	(48,901)
		456,100	418,178
NET CURRENT ASSETS			
		554,785	448,297
TOTAL ASSETS LESS CURRENT LIABILITIES			
		554,785	448,297
FUNDS			
Unrestricted funds	19	389,185	347,931
Restricted funds		165,600	100,366
		554,785	448,297
TOTAL FUNDS			

The notes form part of these financial statements

The charitable company is entitled to exemption from audit under Section 477 of the Companies Act 2006 for the year ended 31 March 2025.

The members have not required the company to obtain an audit of its financial statements for the year ended 31 March 2025 in accordance with Section 476 of the Companies Act 2006.

The trustees acknowledge their responsibilities for

a ensuring that the charitable company keeps accounting records that comply with Sections 386 and 387 of the Companies Act 2006 and

b preparing financial statements which give a true and fair view of the state of affairs of the charitable company as at the end of each financial year and of its surplus or deficit for each financial year in accordance with the

requirements of Sections 394 and 395 and which otherwise comply with the requirements of the Companies Act 2006 relating to financial statements, so far as applicable to the charitable company.

The financial statements were approved by the Board of Trustees and authorised for issue on 8th July and were signed on its behalf by:



Chair of Trustees

The notes form part of these financial statements

STATEMENT OF CASH FLOWS

FOR THE YEAR ENDED 31 MARCH 2025

	Notes	31.3.25 £	31.3.24 £
Cash flows from operating activities			
Cash generated from operations	1	49,230	148,837
Net cash provided by operating activities		49,230	148,837
Cash flows from investing activities			
Purchase of tangible fixed assets		(75,939)	(31,151)
Interest received		6,181	5,090
Net cash used in investing activities		(69,758)	(26,061)
Change in cash and cash equivalents in the reporting period		(20,528)	122,776
Cash and cash equivalents at the beginning of the reporting period		436,057	313,281
Cash and cash equivalents at the end of the reporting period		415,529	436,057

The notes form part of these financial statements

NOTES TO THE STATEMENT OF CASH FLOWS

FOR THE YEAR ENDED 31 MARCH 2025

1 RECONCILIATION OF NET INCOME TO NET CASH FLOW FROM OPERATING ACTIVITIES

	31.3.25 £	31.3.24 £
Net income for the reporting period (as per the Statement of Financial Activities)	106,488	149,410
Adjustments for:		
Depreciation charges	7,372	1,032
Interest received	(6,181)	(5,090)
Other	1	-
Increase in biological assets	(185)	(660)
Increase in debtors	(64,206)	(10,669)
Increase in creditors	5,941	14,814
Net cash provided by operations	49,230	148,837

2 ANALYSIS OF CHANGES IN NET FUNDS

	At 1/4/24 £	Cash flow £	At 31/3/25 £
Net cash			
Cash at bank and in hand	436,057	(20,528)	415,529
	436,057	(20,528)	415,529
Total	436,057	(20,528)	415,529

NOTES TO THE FINANCIAL STATEMENTS

FOR THE YEAR ENDED 31 MARCH 2025

1 ACCOUNTING POLICIES

BASIS OF PREPARING THE FINANCIAL STATEMENTS

The financial statements of the charitable company, which is a public benefit entity under FRS 102, have been prepared in accordance with the Charities SORP (FRS 102) 'Accounting and Reporting by Charities: Statement of Recommended Practice applicable to charities preparing their accounts in accordance with the Financial Reporting Standard applicable in the UK and Republic of Ireland (FRS 102) (effective 1 January 2019)', Financial Reporting Standard 102 'The Financial Reporting Standard applicable in the UK and Republic of Ireland' and the Companies Act 2006. The financial statements have been prepared under

the historical cost convention.

GOING CONCERN

The Farm's work continues to attract endorsement through attendance of their events, programmes and sponsorships grants and/ or donations. From the financial position, the Board is comfortable that the Farm is a viable going concern.

As a result of this, the accounts have been prepared on a going concern basis.

INCOME

All income is recognised in the Statement of Financial Activities once the charity has entitlement to the funds, it is probable that the income will be received and the amount can be measured reliably.

Donations are recognised when the charity has been notified in writing of both the amount and settlement date. In the event that a donation is subject to conditions that require a level of performance before the charity is entitled to the funds, the income is deferred and not recognised until either those conditions are fully met, or the fulfilment of those condition is wholly within the control of the charity and is probable that those conditions will be fulfilled in the reporting period.

Donated professional services and donated facilities are recognised as income when the charitable company has control over the item, any conditions associated with the donated item have

been met, the receipt of economic benefit from the use by the charitable company of the item, is probable and the economic benefit can be measured reliably. In accordance with the charities SORP (FRS102), general volunteer time is not recognised.

On receipt, donated professional services and donated facilities are recognised on the basis of the value of the gift to the charitable company which is the amount the charitable company would have been willing to pay to obtain services or facilities of equivalent economic benefit on the open market; a corresponding amount is then recognised in expenditure in the period of receipt.

EXPENDITURE

Liabilities are recognised as expenditure as soon as there is a legal or constructive obligation committing the charity to that expenditure, it is probable that a transfer of economic benefits will be required in settlement and the amount of the obligation can be measured reliably. Expenditure is accounted for on an accruals basis and has been classified under headings that aggregate all cost related to the category. Where costs cannot be directly attributed to particular headings they have been allocated to activities on a basis consistent with the use of resources.

Allocation of support costs Support costs are those functions that assist the

work of the charitable company but do not directly undertake charitable activities. These costs have been allocated between cost of raising funds and expenditure on charitable activities on the following basis:

ALLOCATION OF SUPPORT COSTS

- 🍃 Raising Funds - 14%
- 🍃 Charitable Activities - 86.0%

TANGIBLE FIXED ASSETS

Depreciation is provided at the following annual rates in order to write off each asset over its estimated useful life.

- 🍃 Improvements to property - 10% on cost
- 🍃 Motor vehicles - 25% on cost

NOTES TO THE FINANCIAL STATEMENTS FOR THE YEAR ENDED 31 MARCH 2025

Items of equipment are capitalised where the purchase price exceeds £500. Depreciation costs are allocated to activities according to the percentage used for support costs.

BIOLOGICAL ASSETS

Biological assets are valued at the lower of cost and net realisable value, after making due allowance for obsolete and slow moving items.

TAXATION

The charity is exempt from corporation tax on its charitable activities.

FUND ACCOUNTING

Unrestricted funds can be used in accordance with the charitable objectives at the discretion of the trustees.

Restricted funds can only be used for particular

restricted purposes within the objects of the charity. Restrictions arise when specified by the donor or when funds are raised for particular restricted purposes.

Further explanation of the nature and purpose of each fund is included in the notes to the financial statements.

PENSION COSTS AND OTHER POST-RETIREMENT BENEFITS

The charitable company operates a defined contribution pension scheme. Contributions payable to the charitable company's pension scheme are charged to the Statement of Financial Activities in the period to which they relate.

The charitable company operates a defined contribution pension scheme. The assets of

the scheme are held separately from those of the charitable company in an independently administered fund. Pension costs charged in the financial statements represent the contribution payable by the charitable company during the year.

DONATED GOODS AND SERVICES

Donated professional services and donated facilities are recognised as income when the charitable company has control over the item, any conditions associated with the donated item have been met, the receipt of economic benefit from the use by the charitable company of the item, is probable and the economic benefit can be measured reliably. In accordance with the charities SORP (FRS102),

general volunteer time is not recognised.

On receipt, donated professional services and donated facilities are recognised on the basis of the value of the gift to the charitable company which is the amount the charitable company would have been willing to pay to obtain services or facilities of equivalent economic benefit on the open market; a corresponding amount is then recognised in expenditure in the period of receipt.

DEBTORS

Basic financial assets, including trade and other debtors, are initially recognised at transaction price, unless the arrangement constitutes a financing transaction, where the transaction is measured at

the present value of the future receipts discounted at a market rate of interest. Such assets are subsequently carried at amortised cost using the effective interest method, less any impairment.

CASH AND CASH EQUIVALENTS

Cash and cash equivalents are represented by cash in hand, deposits held at call with financial institutions, and other short-term highly liquid investments that mature in no more than three months from the date of acquisition and that are readily convertible to known amounts of cash with insignificant risk of change in value.

CREDITORS

Basic financial liabilities, including trade and other creditors, loans from third parties and loans

from related parties, are initially recognised at transaction price, unless the arrangement constitutes a financing transaction, where the debt instrument is measured at the present value of the future payments discounted at a market rate of interest. Such instruments are subsequently carried at amortised cost using the effective interest method, less and impairment.

FINANCIAL INSTRUMENTS

The company only enters into basic financial instruments transactions that result in the recognition of financial assets and liabilities like trade and other debtors and creditors, loans from banks and other third parties, loans to related parties and investments in non-puttable ordinary shares.

NOTES TO THE FINANCIAL STATEMENTS FOR THE YEAR ENDED 31 MARCH 2025

2. DONATIONS AND LEGACIES

	31.3.25	31.3.24
	£	£
Donations	136,213	188,934
Grants	294,521	250,476
	<u>430,734</u>	<u>439,410</u>

Grants received, included in the above, are as follows:

Grants less than £5,000	23,357	10,382
Garfield Weston	20,000	20,000
Jack Petchey Foundation	11,897	15,660
Tower Hill Trust	18,360	4,600
Wakefield & Tetley Trust	-	3,750
The National Lottery Community Fund	60,821	58,397
The Hornes' Charity Fund	5,000	5,000
Groundwork London	8,906	8,906
The City Bridge Trust	48,200	50,000
Nuveen Community Grant	-	3,886
Water Conservation Trust	-	444
Big Ideas	-	750
Canary Wharf Group Young Farmers Programme	-	2,500
City University	-	25,201
Nineveh Trust	-	4,000
OVO Foundation	-	25,000
SEI Investments	5,000	5,000
Tower Hill Beautiful Shed	-	7,000

	31.3.25	31.3.24
	£	£
Access Reach Fund	12,980	-
Veolia Grant	75,000	-
Vintners (Young Farmers Programme)	5,000	-
	<u>294,521</u>	<u>250,476</u>

3. OTHER TRADING ACTIVITIES

	31.3.25	31.3.24
	£	£
Fundraising activities and Events	13,878	21,931

4. INVESTMENT INCOME

	31.3.25	31.3.24
	£	£
Deposit account interest	6,181	5,090

NOTES TO THE FINANCIAL STATEMENTS FOR THE YEAR ENDED 31 MARCH 2025

5. INCOME FROM CHARITABLE ACTIVITIES

		31.3.25	31.3.24
	Activity	£	£
Grants	Horticulture	20,682	19,234
Grants	Education	22,206	31,761
Grants	Team Challenges	97,657	24,025
		<hr/>	
		140,545	75,020
		<hr/>	

Grants received, included in the above, are as follows:

Sales	22,755	20,363
Contract Income	11,508	20,522
Mobile Farm Filming and Appearances	8,625	10,110
Team Challenges	97,657	24,025
	<hr/>	
	140,545	75,020
	<hr/>	

6. RAISING FUNDS

	31.3.25	31.3.24
	£	£
Raising donations and legacies		
Animal Welfare	5,655	3,734
Bedding & Feedstuff	5,830	5,941
Catering & Refreshments	424	445
Cleaning & Hygiene	3,608	3,886
Community & Fundraising	2,111	470
Cost of Product for sale	21,814	21,641
	<hr/>	
	39,442	36,117
	<hr/>	
Other trading activities		
Bad debts	-	350
	<hr/>	
Aggregate amounts	39,442	36,467
	<hr/>	

7. CHARITABLE ACTIVITIES COSTS

	Direct costs	Support costs (see note 8)	Totals
	£	£	£
Charitable activity	273,366	82,208	355,574
	<hr/>		<hr/>

NOTES TO THE FINANCIAL STATEMENTS FOR THE YEAR ENDED 31 MARCH 2025

8. SUPPORT COSTS

	Finance £	Other Overhead costs £	Other Support costs £	Governance costs £	Totals £
Charitable activity	2,257	40,389	7,372	48,402	98,420

9. NET INCOME/[EXPENDITURE]

Net income/(expenditure) is stated after charging/(crediting):

	31.3.25 £	31.3.24 £
Depreciation - owned assets	7,373	1,032
Independent Examiners' Fees	2,600	2,200

10. TRUSTEES' REMUNERATION AND BENEFITS

There were no trustees' remuneration or other benefits for the year ended 31 March 2025 nor for the year ended 31 March 2024.

TRUSTEES' EXPENSES

There were no trustees' expenses paid for the year ended 31 March 2025 nor for the year ended 31 March 2024.

11. STAFF COSTS

	31.3.25 £	31.3.24 £
Wages and salaries	331,162	256,620
Other pension costs	6,153	4,480
	337,315	261,100

The average monthly number of employees during the year was as follows:

Full Time Equivalent	11	9
Average Head Count	17	16
	28	25

No employees received emoluments in excess of £60,000.

NOTES TO THE FINANCIAL STATEMENTS FOR THE YEAR ENDED 31 MARCH 2025

12. COMPARATIVES FOR THE STATEMENT OF FINANCIAL ACTIVITIES 31.3.2024

	Unrestricted fund £	Restricted fund £	Total funds £
INCOME AND ENDOWMENTS FROM			
Donations and legacies	199,317	240,093	439,410
Charitable activities			
Horticulture	19,234	-	19,234
Education	30,428	1,333	31,761
Team Challenges	24,025	-	24,025
Other trading activities	21,931	-	21,931
Investment income	5,090	-	5,090
Total	300,025	241,426	541,451
EXPENDITURE ON			
Raising funds	23,182	13,285	36,467
Charitable activities			
Charitable activity	127,258	228,316	355,574
Total	150,440	241,601	392,041
NET INCOME/(EXPENDITURE)	149,585	(175)	149,410
Transfers between funds	51,595	(51,595)	-
Net movement in funds	201,180	(51,770)	149,410

	Unrestricted fund £	Restricted fund £	Total funds £
RECONCILIATION OF FUNDS			
Total funds brought forward	146,751	152,136	298,887
TOTAL FUNDS CARRIED FORWARD	347,931	100,366	448,297

13. KEY MANAGEMENT PERSONNEL

The Key Management Personnel comprise of the Board of Trustees and the Chief Executive Officer. Total remuneration paid to the key management personnel during the year was £41,433 (2024: £39,595).

NOTES TO THE FINANCIAL STATEMENTS FOR THE YEAR ENDED 31 MARCH 2025

14. TANGIBLE FIXED ASSETS

	Improvements to property £	Fixtures and fittings £	Motor vehicles £	Totals £
COST				
At 1 April 2024	358,682	37,522	-	396,204
Additions	57,351	-	18,588	75,939
At 31 March 2024	416,033	37,522	18,588	472,143
DEPRECIATION				
At 1 April 2024	331,028	35,057	-	366,085
Charge for year	5,062	762	1,549	7,373
At 31 March 2025	336,090	35,819	1,549	373,458
NET BOOK VALUE				
At 31 March 2025	79,943	1,703	17,039	98,685
At 31 March 2024	27,654	2,465	-	30,119

15. BIOLOGICAL ASSETS

	31.3.25 £	31.3.24 £
Farmyard animals	6,085	5,900

16. DEBTORS: AMOUNTS FALLING DUE WITHIN ONE YEAR

	31.3.25 £	31.3.24 £
Trade debtors	13,035	23,873
Prepayments	76,293	1,249
	89,328	25,122

17. CREDITORS: AMOUNTS FALLING DUE WITHIN ONE YEAR

	31.3.25 £	31.3.24 £
Trade creditors	5,922	5,305
Social security and other taxes	5,786	4,798
Other creditors	-	783
Deferred income	35,715	34,025
Accrued expenses	7,419	3,990
	54,842	48,901

NOTES TO THE FINANCIAL STATEMENTS FOR THE YEAR ENDED 31 MARCH 2025

18. ANALYSIS OF NET ASSETS BETWEEN FUNDS

	Unrestricted fund £	Restricted fund £	31.3.25 Total funds £	31.3.24 Total funds £
Fixed assets	98,685	-	98,685	30,119
Current assets	345,342	165,600	510,942	467,079
Current liabilities	(54,842)	-	(54,842)	(48,901)
	389,185	165,600	554,785	448,297

Analysis of Restricted Funds carried forward as at 31st March 2025

	31.3.25 £	31.3.24 £
Education	20,284	45,709
Volunteering	32,755	17,410
Farm	17,216	21,524
Gardening	960	-
Central Costs	5,355	-
Site Improvement	89,030	-
	165,600	100,366

EDUCATION

Grants towards the purpose of education with local schools, the employment of an Education Intern to support the delivery of services specifically for young people.

VOLUNTEERING

Grants towards the salary of a designated Volunteer Manager, to help support the development of our volunteer services.

19. MOVEMENT IN FUNDS

Unrestricted funds

General fund

Restricted funds

Restricted

Total funds

FARM

These are grants towards maintenance of farm and towards provision of animal daily care such as feeds, bedding and veterinary care. These grants also contributed towards associated labour costs.

GARDENING

Grants towards improving the layout of the Farm's growing spaces.

CENTRAL COSTS

Grants towards the salary of the Chief Executive and for support to develop a fundraising strategy.

SITE IMPROVEMENT

Funds towards the upkeep and maintenance of the Farm site. Including renovation of The Beautiful Shed and installation of two new glasshouses.

	At 1/4/24 £	Net movement in funds £	At 31/3/25 £
Unrestricted funds	347,931	41,254	389,185
General fund			
Restricted funds	100,366	65,234	165,600
Restricted			
Total funds	448,297	106,488	554,785

NOTES TO THE FINANCIAL STATEMENTS FOR THE YEAR ENDED 31 MARCH 2025

19. MOVEMENT IN FUNDS CONTINUED

Net movement in funds, included on p49, are as follows:

	Incoming resources £	Resources expended £	Movement in funds £
Unrestricted funds	307,674	(266,420)	41,254
General fund			
Restricted funds			
Restricted	283,664	(218,430)	65,234
Total funds	591,338	(484,850)	106,488

Comparatives for movement in funds

	At 1/4/23 £	Net movement in funds £	Transfers between funds £	At 31/3/24 £
Unrestricted funds				
General fund	146,751	149,585	51,595	347,931
Restricted funds				
Restricted	152,136	(175)	(51,595)	100,366
Total funds	298,887	149,410	-	448,297

Comparative net movement in funds, included on p50 are as follows:

	Incoming resources £	Resources expended £	Movement in funds £
Unrestricted funds	300,025	(150,440)	149,585
General fund			
Restricted funds			
Restricted	241,426	(241,601)	(175)
Total funds	541,451	(392,041)	149,410

20. RELATED PARTY DISCLOSURES

There were no related party transactions for the year ended 31 March 2024.

DETAILED STATEMENT OF FINANCIAL ACTIVITIES

FOR THE YEAR ENDED 31 MARCH 2025

	31.3.25	31.3.24
	£	£
INCOME AND ENDOWMENTS		
Donations and legacies	136,213	188,934
Donations	294,521	250,476
Grants	<hr/>	<hr/>
	430,734	439,410
Other trading activities		
Fundraising activities and events	13,878	21,931
Investment income		
Deposit account interest	6,181	5,090
Charitable activities		
Grants	140,545	75,020
	<hr/>	<hr/>
Total incoming resources	591,338	541,451

This page does not form part of the statutory financial statements

	31.3.25	31.3.24
	£	£
EXPENDITURE		
Raising donations and legacies		
Animal welfare	5,655	3,734
Bedding & feedstuff	5,830	5,941
Catering & refreshments	424	445
Cleaning & hygiene	3,608	3,886
Community & fundraising	2,111	470
Cost of product for sale	21,814	21,641
	<hr/>	<hr/>
	39,442	36,117
Other trading activities	-	350
Bad debts		
Charitable activities		
Wages	331,162	256,620
Pensions	6,153	4,480
Rates and water	6,621	5,100
Insurance	3,052	7,166
	<hr/>	<hr/>
	346,988	273,366

This page does not form part of the statutory financial statements

DETAILED STATEMENT OF FINANCIAL ACTIVITIES FOR THE YEAR ENDED 31 MARCH 2025

	31.3.25	31.3.24
	£	£
Sessional Workers		
SUPPORT COSTS		
Finance		
Bank charges	2,257	2,726
Other Overhead Costs		
Rates and water	4,492	126
Light and heat	6,968	4,993
Telephone	1,051	926
Postage and stationery	2,701	3,300
Repairs and renewals	18,123	23,307
Sundries	-	1,593
IT Software & Consumables	1,134	101
Mobile Farm Costs	16	-
Subscriptions & Publications	5,904	4,296

This page does not form part of the statutory financial statements

	31.3.25	31.3.24
	£	£
Other Support Costs		
Depreciation of tangible fixed assets	7,372	1,032
Governance costs		
Other Professional Costs	14,363	11,779
Independent Examiners Fees	2,600	2,840
Consultancy	31,439	25,189
	48,402	39,808
Total resources expended	484,850	392,041
Net income	106,488	149,410

This page does not form part of the statutory financial statements