



Trustees' Annual Report for the period

From _____ **Period start date** **To** _____
Period end date

Charity name:

Charity registration number:

Objectives and Activities

	SORP reference	
Summary of the purposes of the charity as set out in its governing document	Para 1.17	To enhance the development and education of children under statutory school age through play. To develop strong links to carers (parents, grandparents, childminders etc) to encourage them to understand children's needs and to encourage and promote communication between Preschool and Community
Summary of the main activities in relation to those purposes for the public benefit, in particular, the activities, projects or services identified in the accounts.	Para 1.17 and 1.19	To provide a childcare setting for families in the surrounding area that offers learning through play; in a safe, stimulating, fun and caring environment under the EYFS structure.
Statement confirming whether the trustees have had regard to the guidance issued by the Charity Commission on public benefit	Para 1.18	The committee has acted in the best interests of the preschool to ensure good governance, and therefore allowing the preschool to continue its valuable benefit to the local community, by providing high quality childcare and EYFS education.

Additional information (optional)

You may choose to include further statements where relevant about:

	SORP reference	
Policy on grant making	Para 1.38	
Policy on social investment including program related investment	Para 1.38	

Contribution made by volunteers	Para 1.38	
Other		

Achievements and Performance

	SORP reference	
Summary of the main achievements of the charity, identifying the difference the charity's work has made to the circumstances of its beneficiaries and any wider benefits to society as a whole.	Para 1.20	<p>The preschool has survived a very difficult time post-Covid 19. Covid and the restrictions this brought had a massive impact on the recruitment of new self funding and local authority funded children, and this had a left the charity in a very uncertain position going forward.</p> <p>The recruitment of a new committee, although smaller than the previous, has brought a new approach to recruitment, with enhanced use of social media and digital marketing. This combined with renewed staff morale and better arrangements for staff contracts and leave, have had a huge positive impact on the situation and the prechool now has full sessions every day, and recruitment for the future looks very positive with waiting lists in place for some periods. This upswing in recruitment allows us to provide the valuable services of the preschool to the wider community, allowing parents and carers an additional choice of childcare and EYFS provision.</p> <p>Feedback from parents and carers remains very, very strong in the positive and as a committee we have received zero complaints this year. The most recent levers have settled very well in to primary school, which is a great achievement given the disruptions Covid-19 saw to their preschool experience.</p>

Additional information (optional)

You may choose to include further statements where relevant about:

Achievements against	Para 1.41	
----------------------	-----------	--

objectives set		
Performance of fundraising activities against objectives set	Para 1.41	
Investment performance against objectives	Para 1.41	
Other		

Financial Review

Review of the charity's financial position at the end of the period	Para 1.21	Income was £47,078.99 and expenditure was £59,402. 98
Statement explaining the policy for holding reserves stating why they are held	Para 1.22	We try to hold approx 4000gbp in the account to cover staff wages, as the timing of our funding payments from Devon County Council sometimes fall after staff's pay date.
Amount of reserves held	Para 1.22	4179gbp
Reasons for holding zero reserves	Para 1.22	
Details of fund materially in deficit	Para 1.24	
Explanation of any uncertainties about the charity continuing as a going concern	Para 1.23	<p>The charity is in a good day to day financial standing, with good ongoing recruitment of children and secure funding model.</p> <p>It is however increasingly difficult to recruit committee members, as the committee tends to be formed of parents and carers of children attending the setting. When these children move on, so often to committee members choose to leave the committee.</p> <p>We have began to explore if there is an alternative set up, or changes to committee recruitment that could improve this situation and are confident that a solution can be found this year to ensure the continued success of the preschool, and good charity governance.</p>

Additional information (optional)

You may choose to include further statements where relevant about:

The charity's principal sources of funds (including any fundraising)	Para 1.47	
Investment policy and objectives including any social investment policy adopted	Para 1.46	
A description of the principal risks facing the charity	Para 1.46	

Other		

Structure, Governance and Management

Description of charity's trusts:		
Type of governing document (trust deed, royal charter)	Para 1.25	Preschool learning alliance
How is the charity constituted? (e.g unincorporated association, CIO)	Para 1.25	Unincorporated trust run by a committee.
Trustee selection methods including details of any constitutional provisions e.g. election to post or name of any person or body entitled to appoint one or more trustees	Para 1.25	Appointed by existing members and elected at the Annual General Meeting held in the Autumn Term each year. Duties carried out as above by the Constitution mentioned

Additional information (optional)

You may choose to include further statements where relevant about:

Policies and procedures adopted for the induction and training of trustees	Para 1.51	
The charity's organisational structure and any wider network with which the charity works	Para 1.51	
Relationship with any related parties	Para 1.51	
Other		

Reference and Administrative details

Charity name	Roborough Preschool
Other name the charity uses	
Registered charity number	1022385

Charity's principal address	Roborough Methodist Church Bickleigh Down Road Roborough, PLYMOUTH. Devon Postcode PL6 7AG

Names of the charity trustees who manage the charity

	Trustee name	Office (if any)	Dates acted if not for whole year	Name of person (or body) entitled to appoint trustee (if any)
1	Mr Ashley Meads	Chairperson		
2	Mr Nicholas Winpenny	Secretary		
3	Mrs Hannah Canning-Meads	Vice-Chair		
4	Miss Rachel Jagger	Treasurer		
5	Marie Bounsall	Vice-Treasurer		
6				
7				
8				
9				
10				
11				
12				
13				
14				
15				
16				
17				
18				
19				
20				

Corporate trustees - names of the directors at the date the report was approved

Director name		

Name of trustees holding title to property belonging to the charity

Trustee name	Dates acted if not for whole year	

Funds held as custodian trustees on behalf of others

Description of the assets held in this capacity	
Name and objects of the charity on whose behalf the assets are held and how this falls within the custodian charity's objects	
Details of arrangements for safe custody and segregation of such assets from the charity's own assets	

Additional information (optional)

Names and addresses of advisers (Optional information)

Type of adviser	Name	Address

Name of chief executive or names of senior staff members (Optional information)

--

Exemptions from disclosure

Reason for non-disclosure of key personnel details

--

Other optional information


--

Declarations

The trustees declare that they have approved the trustees' report above.

Signed on behalf of the charity's trustees

Signature(s)

	
---	--

Full name(s)

Ashley Meads	
--------------	--

Position (eg
Secretary, Chair, etc)

Chairperson	
-------------	--

Date

10/10/2022

	Actuals	Actuals	Actuals		Actuals	Actuals	Actuals
	01/21	02/21	03/21	Budget Spring Term	04/21	05/21	06/21
No of working Days	20	20	25		15	15	20
No of Sessions	40.00	40.00	50.00	130.00	30.00	30.00	40.00
Price per Session £17.50							
No of 2 yr olds	0.00	0.00	0.00		0.00	0.00	0.00
Value of Govt Funding per 2 yr old child	0.00	0.00	0.00		0.00	0.00	0.00
No of 3 yr olds	7.00	7.00	7.00		7.00	7.00	7.00
Value of Govt Funding per 3 yr old child per hour	4.16	4.16	4.16		4.16	4.16	4.16
No of 4 yr olds	1.00	1.00	1.00		7.00	7.00	7.00
Value of Govt Funding per 4 yr old child	4.16	4.16	4.16		4.16	4.16	4.16
	01/21	02/21	03/21	Budget Spring Term	04/21	05/21	06/21
Income							
Fees Paid	367.50	105.00	490.00	962.50	140.00	992.50	1,057.50
Funding Received	9,220.00	686.40	4,021.28	13,927.68	13,241.28	1,639.32	
Top up Funding DCC Autumn 20 50%			5,004.54	5,004.54			
Grants Received				0.00			
Fundraising 1		10.61		10.61		5.85	
Fundraising 2				0.00			
Fundraising 3				0.00			
Other Income				0.00			
Total Income	9,587.50	802.01	9,515.82	19,905.33	13,381.28	2,637.67	1,057.50
Expenditure							
Salaries fixed inc NI & pension	4,057.62	4,227.22	4,259.40	12,544.24	4,007.82	4,431.20	4,243.90

Salaries Variable eg Overtime, agency	18.40	115.30	245.48	379.18	0.00	0.00	0.00
BT Line	34.99	35.69	35.59	106.27	36.71	36.56	37.01
Rent		975.00	942.50	1,917.50	0.00	942.50	0.00
Insurance				0.00			
Mobile Phone	7.13	7.13	7.13	21.39	7.21	7.21	7.21
Admin/Apex accounting				0.00	46.00		
Tapestry				0.00	121.20		
Twinkl				0.00			
OFSTED Fee				0.00			
Snacks for Children	22.98	16.08	49.86	88.92	22.65	30.36	
Tea & Coffee				0.00	0.00		
Children's Consumables	5.55	5.00	2.61	13.16	50.53	25.18	
Office Supplies	29.00	4.85	57.35	91.20	16.25	27.40	
Cleaning supplies	31.54	16.56	173.07	221.17	23.09	93.36	
Other Running Costs	14.39	8.10		22.49	210.99		
Staff Gifts				0.00			
Training			8.40	8.40	70.00		
Children's Parties				0.00			
Children's Gifts				0.00			
First Aid Supplies				0.00			
staff/childrens uniforms				0.00			
Toys			36.08	36.08			
Total Expenditure	4,221.60	5,410.93	5,817.47	15,450.00	4,612.45	5,593.77	4,288.12
Surplus/Deficit	5,365.90	(4,608.92)	3,698.35	4,455.33	8,768.83	(2,956.10)	(3,230.62)
income							
No of Sessions							
Average Income per Session							
Average Number of Children per session							

Income per child per session


Expenditure

No of Sessions

Average Cost per Session


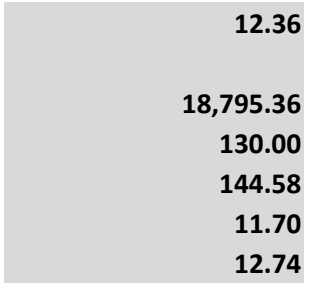

Breakeven average children required per session (funded/non Funded)

No of only Funded Children for Breakeven for year



Actuals	Actuals		Actuals	Actuals	Actuals	Actuals			
15			15	15	20	15			
07/21	08/21	Budget Summer Term	09/21	10/21	11/21	12/21	Autumn Term	Spring/Summer	Full Year 2021
30.00	0.00	130.00	30.00	30.00	40.00	30.00		130.00	390.00
									0.00
0.00	0.00		0.00	0.00	0.00	0.00			0.00
0.00	0.00		0.00	0.00	0.00	0.00			0.00
7.00	7.00		7.00	7.00	7.00	7.00			0.00
4.16	4.16		4.20	4.20	4.20	4.20			0.00
7.00	7.00		7.00	7.00	7.00	7.00			0.00
4.16	4.16		4.20	4.20	4.20	4.20			0.00
07/21	08/21	Budget Summer Term	09/21	10/21	11/21	12/21	Budget Autumn Term		Annual Budget
777.50	140.00	3,107.50	217.50	1,153.75	1,104.50	577.50	3,053.25	4,070.00	7,123.25
1,639.32		16,519.92	4,914.00		1,182.20		6,096.20	30,447.60	36,543.80
		0.00					0.00	5,004.54	5,004.54
		0.00					0.00		0.00
		5.85					6.26		22.72
		0.00					0.00		0.00
		0.00					0.00		0.00
24.00		24.00					0.00		24.00
2,440.82	140.00	19,657.27	5,131.50	1,153.75	2,286.70	583.76	9,155.71	39,522.14	48,718.31
4,290.01	4,259.05	21,231.98	4,174.48	4,174.08	4,168.72	4,174.28	16,691.56	33,776.22	50,467.78

		0.00					0.00	379.18	379.18
36.56	37.13	183.97	36.56	38.00	38.43	37.54	150.53	290.24	440.77
	1,040.00	1,982.50	0.00	0.00	0.00	1,137.50	1,137.50	3,900.00	5,037.50
632.85		632.85					0.00	632.85	632.85
7.21	7.21	36.05	7.21	7.21	7.21	7.21	28.84	57.44	86.28
33.00		79.00	33.00	300.00			333.00	79.00	412.00
		121.20					0.00	121.20	121.20
		0.00					0.00	0.00	0.00
		0.00	50.00				50.00	0.00	50.00
	51.30	104.31		33.02	45.54	14.37	92.93	193.23	286.16
		0.00					0.00	0.00	0.00
	74.42	150.13	93.22				93.22	163.29	256.51
	57.00	100.65	78.86				78.86	191.85	270.71
	137.54	253.99		4.61	23.08		27.69	475.16	502.85
		210.99	31.13		33.60		64.73	233.48	298.21
		0.00					0.00	0.00	0.00
		70.00					0.00	78.40	78.40
		0.00					0.00	0.00	0.00
		0.00					0.00	0.00	0.00
		0.00					0.00	0.00	0.00
		0.00		46.50			46.50	0.00	46.50
		0.00					0.00	36.08	36.08
									0.00
4,999.63	5,663.65	25,157.62	4,504.46	4,603.42	4,316.58	5,370.90	18,795.36	40,607.62	59,402.98
(2,558.81)	(5,523.65)	(5,500.35)	627.04	(3,449.67)	(2,029.88)	(4,787.14)	(9,639.65)	(1,085.48)	(10,684.67)
							9,155.71		
							130.00		
							70.43		
							5.70		



20	20	25		15	20	20	15		
01/22	02/22	03/22	Budget Spring Term	04/22	05/22	06/22	07/22	08/22	Budget Summer Term
40.00	40.00	50.00	130.00	30.00	40.00	40.00	30.00	0.00	
0.00	0.00	0.00		0.00	0.00	0.00	0.00	0.00	
0.00	0.00	0.00		0.00	0.00	0.00	0.00	0.00	
7.00	7.00	7.00		7.00	7.00	7.00	7.00	7.00	
4.20	4.20	4.20		4.16	4.16	4.16	4.16	4.16	
1.00	1.00	1.00		7.00	7.00	7.00	7.00	7.00	
4.20	4.20	4.20		4.16	4.16	4.16	4.16	4.16	
01/22	02/22	03/22	Budget Spring Term	04/22	05/22	06/22	07/22	08/22	Budget Summer Term
1,610.00	1,207.50	1,610.00	4,427.50	805.00					805.00
8,722.35		2,907.45	11,629.80						0.00
			0.00						0.00
			0.00						0.00
			0.00						0.00
			0.00						0.00
			0.00						0.00
			0.00						0.00
			0.00						0.00
10,332.35	1,207.50	4,517.45	16,057.30	805.00	0.00	0.00	0.00	0.00	805.00
4,260.00	4,260.00	4,260.00	12,780.00	4,260.00					4,260.00

15.25


14,286.31

130.00

109.89

7.21

12.74



Treasurers Report as at 30th Sept 2021

Description

Year To Date Surplus/Deficit
Jan 21- Aug 21 Predicted Surplus/ Deficit
Jan 21- Dec21 Predicted Surplus/ Deficit
Number of funded Children needed per session for Break even
Income Jan 21- Aug 21
Income Jan 21- Dec 21
Expenditure Jan 21 -Aug 21
Expenditure Jan 21 -Dec 21
Key Expenditure Items Jan- Aug 21 then FY

Key Income Items Items Jan- Aug 21 then FY

**Bank Balance (need to keep £10,000 in case of redundancy costs and Liquidator Fee:
Predicted Year End Bank Balance**

Sep Commentary

Predicted deficit for Spring and Summer Term was realised
Loss of children to school in Autumn Term
Insurance more expensive than forecasted in March
Other cost includes £196 waste bill from SHDC not included in March figures
Summer Term Loss £5.5k
Unlikely to receive any further top up funding for Covid 19 reduced numbers
Number of children required for breakeven per session is 13 reduced from 14, due to r
Number of children on Role is 13
Average Number of children per session is 5.7
Number of Fee paying children is 4
Number of funded children is 9

Key Items	Latest Forecast	Latest Forecast	Latest Forecast	Latest Forecast
	03/31/2021	04/30/2021	06/30/2021	09/30/2021
	4,455.33	13,224.16	6,254.93	(417.98)
	(2,755.74)	(2,694.01)	(2,736.33)	(1,045.02)
				(10,684.67)
	12.60	13.97	13.70	12.74
	39,652.33	39,701.33	38,412.50	39,562.60
				48,718.31
	42,408.07	42,395.34	41,148.83	40,607.62
				59,402.98
Salaries	36,218.52	35,567.32	34,624.04	50,846.96
Rent	4,257.50	4,257.50	3,867.50	5,037.50
Cleaning	271.17	284.26	532.90	502.85
Insurance	363.93	650.00	632.85	632.85
Other	1,296.94	1,636.26	1,491.54	2,382.82
Funding Received	28,669.68	29,488.68	30,447.60	36,543.80
Top Up Funding Autumn 2020	5,004.54	5,004.54	5,004.54	5,004.54
Fees Paid	5,967.50	5,197.50	4,070.00	7,123.25
Other	10.61	10.61	40.46	46.72
s; Estimate £5,500 (2021))	25,600.28	32,918.03	26,053.80	17,566.57
				7,299.88

reduced salary costs, less overtime etc

Funding

In the term after they are 3 a child gets

	15 funded hours	195
plus	15 funded hours if both parents work	195
Current Funding rate is	£4.20 per hour	3/4yo
	£5.04 per hour	2 yo

Hours per Term

Hours per term

As at 30/09/21

	Monday AM	Monday PM	Tuesday AM	Tuesday PM	Wednesday AM
1			Eliya	Eliya	Eliya
2 Noah	Noah	Noah	Noah	Noah	Noah
3 Kicky	Kicky	Kicky	Kicky	Kicky	Kicky
4 Fraser M	Fraser M	Fraser M	Fraser M	Fraser M	
5 Jaxon					
6 Sebastion			Sebastion	Sebastion	
7	Isabella				
8 Brody					
9 Georgia	Georgia	Georgia	Georgia	Georgia	Georgia
10					Molly
11			Fraser		Fraser
12					
13					
Total	7	5	7	6	6

As at 31/10/21

	Monday AM	Monday PM	Tuesday AM	Tuesday PM	Wednesday AM
1			Eliya	Eliya	Eliya
2 Noah	Noah	Noah	Noah	Noah	Noah
3 Kicky	Kicky	Kicky	Kicky	Kicky	Kicky
4 Fraser M	Fraser M	Fraser M	Fraser M	Fraser M	
5 Jaxon					
6 Sebastion			Sebastion	Sebastion	
7	Isabella				
8 Brody					
9 Georgia	Georgia	Georgia	Georgia	Georgia	Georgia
10					Molly
11			Fraser		Fraser
12					
13					
Total	7	5	7	6	6

Weekly Fee

As at 01/01/22

	Monday AM	Monday PM	Tuesday AM	Tuesday PM	Wednesday AM
1			Eliya	Eliya	Eliya
2 Noah	Noah		Noah	Noah	Noah
3 Kicky	Kicky		Kicky	Kicky	Kicky
4 Fraser M	Fraser M		Fraser M	Fraser M	
5 Jaxon	Jaxon				Jaxon
6			Sebastian	Sebastian	
7 Isabella	Isabella				Isabella
8 Brody					
9 Georgia	Georgia		Georgia	Georgia	Georgia
10					Molly
11	Fraser		Fraser	Fraser	Fraser
12					
13 Bonnie	Bonnie		Bonnie	Bonnie	Bonnie
14 Lacey	Lacey		Lacey	Lacey	Lacey
15 Lucia	Lucia		Lucia	Lucia	Lucia
Total	8	8	8	8	9

Weekly Fee

	Wednesday PM	Thursday AM	Thursday PM	Friday AM	Friday PM	Total	Fee Paid per week £17.50
Eliya	Eliya	Eliya	Eliya	Eliya		8	
Noah	Noah	Noah	Noah	Noah		10	
Kicky	Kicky	Kicky	Kicky			8	
	Fraser M	Fraser M				6	
			Jaxon			2	£35.00
	Sebastion					4	£70.00
						1	£17.50
						1	£17.50
Georgia	Georgia	Georgia	Georgia	Georgia		10	£175.00
	Molly					2	£35.00
						2	£35.00
			William	William		2	£35.00
			Bonnie			1	£17.50
	4	7	5	6	4	57	

	Wednesday PM	Thursday AM	Thursday PM	Friday AM	Friday PM	Total	Fee Paid per week £17.50
Eliya	Eliya	Eliya	Eliya	Eliya		8	
Noah	Noah	Noah	Noah	Noah		10	
Kicky	Kicky	Kicky	Kicky			8	
	Fraser M	Fraser M				6	
			Jaxon			2	£35.00
	Sebastion					4	£70.00
						1	£17.50
						1	£17.50
Georgia	Georgia	Georgia	Georgia	Georgia		10	£175.00
	Molly					2	£35.00
						2	£35.00
			William	William		2	£35.00
			Bonnie			1	£17.50
	4	7	5	6	4	57	

	Wednesday PM	Thursday AM	Thursday PM	Friday AM	Friday PM	Total	Fee Paid per week £17.50
Eliya	Eliya	Eliya	Eliya	Eliya		8	
Noah	Noah	Noah	Noah	Noah		10	
Kicky	Kicky	Kicky				8	
	Fraser M	Fraser M				6	
Jaxon			Jaxon	Jaxon		6	
	Sebastian					3	£52.50
Isabella			Isabella	Isabella		6	£17.50
						1	£17.50
Georgia	Georgia	Georgia	Georgia	Georgia		10	£175.00
	Molly					2	£35.00
			William	William		4	£70.00
						2	£35.00
						5	
						5	
						5	
	6	7	5	6	6	81	

£5.04

Fees Paid per Term	Funded hours	Total Funded Per Term	Paid Sep	To be Paid Nov
		£4.20		
£0.00	390	£1,638.00	75%	25%
£0.00	390	£1,638.00	75%	25%
£0.00	390	£1,638.00	75%	25%
£0.00	390	£1,638.00	75%	25%
£455.00		£0.00		
£910.00		£0.00		
£227.50		£0.00		
£227.50		£0.00		
£2,275.00		£0.00		
£455.00		£0.00		
£455.00		£0.00		
£455.00		£0.00		
£227.50		£0.00		
£5,687.50		£6,552.00	£4,914.00	£1,638.00

£437.50

£5.04

Fees Paid per Term	Funded hours	Total Funded Per Term	Paid Sep	To be Paid Nov
		£4.20		
£0.00	390	£1,638.00	75%	25%
£0.00	390	£1,638.00	75%	25%
£0.00	390	£1,638.00	75%	25%
£0.00	390	£1,638.00	75%	25%
£455.00		£0.00		
£910.00		£0.00		
£227.50		£0.00		
£227.50		£0.00		
£2,275.00		£0.00		
£455.00		£0.00		
£455.00		£0.00		
£455.00		£0.00		
£227.50		£0.00		
£5,687.50		£6,552.00	£4,914.00	£1,638.00

£437.50

£5.04

Fees Paid per Term	Total Funded hours	Funded Per Term	Paid Jan	To be Paid Mar
	£4.20			
£0.00	390	£1,638.00	75%	25%
£0.00	390	£1,638.00	75%	25%
£0.00	390	£1,638.00	75%	25%
£0.00	390	£1,638.00	75%	25%
£0.00	390	£1,638.00	75%	25%
£682.50		£0.00		
£227.50	195	£982.80	75%	25%
£227.50		£0.00		
£2,275.00		£0.00		
£455.00		£0.00		
£910.00		£0.00		
£455.00		£0.00		
£0.00	195	£819.00	75%	25%
£0.00	195	£819.00	75%	25%
£0.00	195	£819.00	75%	25%
£5,232.50		£11,629.80	£8,722.35	£2,907.45

£402.50

No of working Days	20	20	25
	01/21	02/21	03/21
No of Sessions	40.00	40.00	50.00
Price per Session £17.50			
No of 2 yr olds	0.00	0.00	0.00
Value of Govt Funding per 2 yr old child	0.00	0.00	0.00
No of 3 yr olds	7.00	7.00	7.00
Value of Govt Funding per 3 yr old child per hour	4.16	4.16	4.16
No of 4 yr olds	1.00	1.00	1.00
Value of Govt Funding per 4 yr old child	4.16	4.16	4.16

01/21 02/21 03/21

Income

Fees Paid	332.50	315.00	542.50
Funding Received	5,184.00	4,147.20	4,147.20
Grants Received			
Fundraising 1			
Fundraising 2			
Fundraising 3			
Other Income			

Total Income	5,516.50	4,462.20	4,689.70
---------------------	-----------------	-----------------	-----------------

Expenditure

Salaries fixed inc NI & pension	4,434.02	4,434.02	4,434.02
Salaries Variable eg Overtime, agency	225.00	225.00	225.00
BT Line	34.99	34.99	34.99
Rent	650.00	487.50	650.00
Insurance	45.49	45.49	45.49
Mobile Phone	7.15	7.15	7.15
Admin/Apex accounting	11.00	11.00	11.00
Tapestry	10.00	10.00	10.00
Twinkl	6.25	6.25	6.25
OFSTED Fee	4.17	4.17	4.17
Snacks for Children	25.00	25.00	25.00
Tea & Coffee	5.00	5.00	5.00
Children's Consumables	15.00	15.00	15.00
Office Supplies	10.00	10.00	10.00
Cleaning supplies	10.00	10.00	10.00
Other Running Costs			
Staff Gifts			
Training			

Children's Parties			
Children's Gifts			24.00
First Aid Supplies			
staff uniforms			
Toys			

Total Expenditure	5,493.07	5,330.57	5,517.07
--------------------------	-----------------	-----------------	-----------------

Surplus/Deficit	23.43	(868.37)	(827.37)
------------------------	--------------	-----------------	-----------------

	15	20	20	15		
Budget Spring Term	04/21	05/21	06/21	07/21	08/21	Budget Summer Term
	30.00	40.00	40.00	30.00	0.00	
	0.00	0.00	0.00	0.00	0.00	
	0.00	0.00	0.00	0.00	0.00	
	7.00	7.00	7.00	7.00	7.00	
	4.16	4.16	4.16	4.16	4.16	
	7.00	7.00	7.00	7.00	7.00	
	4.16	4.16	4.16	4.16	4.16	
Budget Spring Term	04/21	05/21	06/21	07/21	08/21	Budget Summer Term
1,190.00	542.50	542.50	542.50	542.50	0.00	2,170.00
13,478.40					0.00	0.00
0.00						0.00
0.00						0.00
0.00						0.00
0.00						0.00
0.00						0.00
0.00						0.00
14,668.40	542.50	542.50	542.50	542.50	0.00	2,170.00
13,302.06	4,434.02	4,434.02	4,434.02	4,434.02	4,434.02	22,170.10
675.00	225.00	225.00	225.00	225.00	225.00	1,125.00
104.97	34.99	34.99	34.99	34.99	34.99	174.95
1,787.50	487.50	650.00	650.00	487.50	65.00	2,340.00
136.48	45.49	45.49	45.49	45.49	45.49	227.46
21.45	7.15	7.15	7.15	7.15	7.15	35.75
33.00	11.00	11.00	11.00	11.00	11.00	55.00
30.00	10.00	10.00	10.00	10.00	10.00	50.00
18.75	6.25	6.25	6.25	6.25	6.25	31.25
12.50	4.17	4.17	4.17	4.17	4.17	20.83
75.00	25.00	25.00	25.00	25.00	25.00	125.00
15.00	5.00	5.00	5.00	5.00	5.00	25.00
45.00	15.00	15.00	15.00	15.00	15.00	75.00
30.00	10.00	10.00	10.00	10.00	10.00	50.00
30.00	10.00	10.00	10.00	10.00	10.00	50.00
0.00						0.00
0.00						0.00
0.00						0.00

0.00					100.00	100.00
24.00					50.00	50.00
0.00	10.00					10.00
0.00						0.00
0.00						0.00
16,340.71	5,340.57	5,493.07	5,493.07	5,330.57	5,058.07	26,715.35
(1,672.31)	(4,798.07)	###	###	(4,788.07)	(5,058.07)	(24,545.35)

15	20	20	15			
09/21	10/21	11/21	12/21	Budget Autumn Term	Spring/Summer	Annual Budget
30.00	40.00	40.00	30.00			0.00
0.00	0.00	0.00	0.00			0.00
0.00	0.00	0.00	0.00			0.00
7.00	7.00	7.00	7.00			0.00
4.16	4.16	4.16	4.16			0.00
7.00	7.00	7.00	7.00			0.00
4.16	4.16	4.16	4.16			0.00
09/21	10/21	11/21	12/21	Budget Autumn Term		Annual Budget
					0.00	3,360.00
5,241.60	6,988.80	6,988.80	5,241.60	24,460.80	13,478.40	37,939.20
					0.00	0.00
					0.00	0.00
					0.00	0.00
					0.00	0.00
					0.00	0.00
5,241.60	6,988.80	6,988.80	5,241.60	24,460.80	16,838.40	41,299.20
4,434.02	4,434.02	4,434.02	4,434.02	17,736.08	35,472.17	53,208.25
225.00	225.00	225.00	225.00	900.00	1,800.00	2,700.00
34.99	34.99	34.99	34.99	139.96	279.92	419.88
487.50	650.00	650.00	650.00	2,437.50	4,127.50	6,565.00
45.49	45.49	45.49	45.49	181.97	363.93	545.90
7.15	7.15	7.15	7.15	28.60	57.20	85.80
11.00	11.00	11.00	11.00	44.00	88.00	132.00
10.00	10.00	10.00	10.00	40.00	80.00	120.00
6.25	6.25	6.25	6.25	25.00	50.00	75.00
4.17	4.17	4.17	4.17	16.67	33.33	50.00
25.00	25.00	25.00	25.00	100.00	200.00	300.00
5.00	5.00	5.00	5.00	20.00	40.00	60.00
15.00	15.00	15.00	15.00	60.00	120.00	180.00
10.00	10.00	10.00	10.00	40.00	80.00	120.00
10.00	10.00	10.00	10.00	40.00	80.00	120.00
				0.00	0.00	0.00
			100.00	100.00	0.00	100.00
				0.00	0.00	0.00

		200.00		200.00		100.00	300.00
		100.00		100.00		74.00	174.00
10.00		10.00		20.00		10.00	30.00
80.00				80.00		0.00	80.00
				0.00		0.00	0.00
							0.00
5,420.57	5,493.07	5,493.07	5,903.07	22,309.78		43,056.05	65,365.83
(178.97)	1,495.73	1,495.73	(661.47)	2,151.02		(26,217.65)	(24,066.63)

Cashflow

01/21	02/21	03/21	04/21	05/21	06/21	07/21	08/21	09/21
-------	-------	-------	-------	-------	-------	-------	-------	-------

01/21	02/21	03/21	04/21	05/21	06/21	07/21	08/21	09/21
-------	-------	-------	-------	-------	-------	-------	-------	-------

9,220.00		4,258.40						
----------	--	----------	--	--	--	--	--	--

5,411.92	4,329.54	5,411.92	4,329.54	5,411.92	4,329.54	5,411.92	5,411.92	4,329.54
----------	----------	----------	----------	----------	----------	----------	----------	----------

127.05	127.05	127.05	127.05	127.05	127.05	127.05	127.05	127.05
--------	--------	--------	--------	--------	--------	--------	--------	--------

34.99	34.99	34.99	34.99	34.99	34.99	34.99	34.99	34.99
-------	-------	-------	-------	-------	-------	-------	-------	-------

650.00	487.50	650.00	487.50	650.00	650.00	487.50	65.00	487.50
--------	--------	--------	--------	--------	--------	--------	-------	--------

545.90

7.15	7.15	7.15	7.15	7.15	7.15	7.15	7.15	7.15
------	------	------	------	------	------	------	------	------

		33.00			33.00			33.00
--	--	-------	--	--	-------	--	--	-------

120.00

75.00

50.00

50.00	50.00	50.00	50.00	50.00	50.00	50.00	50.00	50.00
-------	-------	-------	-------	-------	-------	-------	-------	-------

10.00	10.00	10.00	10.00	10.00	10.00	10.00	10.00	10.00
-------	-------	-------	-------	-------	-------	-------	-------	-------

25.00	25.00	25.00	25.00	25.00	25.00	25.00	25.00	25.00
-------	-------	-------	-------	-------	-------	-------	-------	-------

10.00	10.00	10.00	10.00	10.00	10.00	10.00	10.00	10.00
-------	-------	-------	-------	-------	-------	-------	-------	-------

10.00	10.00	10.00	10.00	10.00	10.00	10.00	10.00	10.00
-------	-------	-------	-------	-------	-------	-------	-------	-------

20.00

						100.00			
		60.00						50.00	
			10.00						10.00
									80.00

6,336.11 5,091.23 6,449.11 5,221.23 6,957.01 5,286.73 6,273.61 5,851.11 5,214.23

10/21	11/21	12/21
-------	-------	-------

10/21	11/21	12/21
-------	-------	-------

5,411.92	4,329.54	5,411.92
----------	----------	----------

127.05	127.05	127.05
--------	--------	--------

34.99	34.99	34.99
-------	-------	-------

650.00	650.00	650.00
--------	--------	--------

7.15	7.15	7.15
------	------	------

		33.00
--	--	-------

50.00	50.00	50.00
-------	-------	-------

10.00	10.00	10.00
-------	-------	-------

25.00	25.00	25.00
-------	-------	-------

10.00	10.00	10.00
-------	-------	-------

10.00	10.00	10.00
-------	-------	-------

		100.00
--	--	--------

200.00
100.00
10.00

6,336.11 5,253.73 6,779.11

71,049.35

Check = Zero -5,683.52

Uniform Prices

Polo Shirt
Fleece
Sweater

Childrens Consumables

Paint
Glue
Paper
Craft items
xxx
xxx
xxx
xxx

Fees Paid

Child ID	Surname	Forename	No of sessions per week
	100 Howell	Eliya	2
	101 Bailey	Poppy	1
	102 Canning-Meads	Noah	1
	Best	Niamh	2

Funded Children

Child ID	Surname	Forename	No of hours per term
	100 Arthur	Dexter	195
	101 Bailey	Poppy	195
	102 Barnes	Dante	195
	Cook	Jack	390
	Glass	Arlo	390
	Goldsmith	Caleb	195
	Lansdowne	Evie	390
	Mayne	Georgia	225
	Pettet	Ruby	390
	Steer	Jessica	390

	2955
Plus additional children	228

Funded Fee per session	Fee per week	37 paid weeks in year	
£12.48		£124.80	£4,617.60
£12.60		£126.00	£4,662.00

Fee per session	Amount £	Per
£17.50		£105 per month
£17.50		52.5
£17.50		52.5
£17.50		105

Amount of funding per hour	Total amount funded
£4.16	£811.20
£4.16	£811.20
£4.16	£811.20
£4.16	£1,622.40
£4.16	£1,622.40
£4.16	£811.20
£4.16	£1,622.40
£4.16	£936.00
£4.16	£1,622.40
£4.16	£1,622.40

	£12,292.80	
£4.16	£948.48	
	£9,220.00	75% In first month of term
	£3,073.00	25% in 3rd month of term
	£948.48	Adjustment paid
	£13,241.48	

Expenditure per year	No of children for breakeven
59,402.98	12.86
59,402.98	12.74

	Jan - Mar Spring Term	Apr-Aug Summer Term	Sep-Dec Winter Term	Total 2021
Income	14,668.40	2,170.00	24,460.80	41,299.20
Expenditure	16,340.71	26,715.35	22,309.78	65,365.83
Surplus/Deficit	-1,672.31	(24,545.35)	2,151.02	-24,066.63

Independent examiner's statement

I have completed my examination. I confirm that no material matters have come to my attention in connection with the examination giving me cause to believe that in any material respect:

1. accounting records were not kept in respect of the Trust as required by section 130 of the Act; or
2. the accounts do not accord with those records; or
3. the accounts do not comply with the applicable requirements concerning the form and content of accounts set out in the Charities (Accounts and Reports) Regulations 2008 other than any requirement that the accounts give a 'true and fair view which is not a matter considered as part of an independent examination.

I have no concerns and have come across no other matters in connection with the examination to which attention should be drawn in this report in order to enable a proper understanding of the accounts to be reached.

Signed: ***DM Pratt***

Name: Mrs Dawn M Pratt

Relevant professional qualification or membership of professional bodies (if any): AAT Intermediate Part 1.

Address: Apex Accounting Services, 47 Newnham Road, Plymouth, PL7 4AW

Date 21/11/2022



CHARITY COMMISSION
FOR ENGLAND AND WALES

Charity Name Roborough Preschool	No (if any) 1022385
-------------------------------------	------------------------

Receipts and payments accounts

CC16a

For the period from	Period start date 1st January 2022	To	Period end date 31st December 2022
---------------------	---------------------------------------	----	---------------------------------------

Section A Receipts and payments

	Unrestricted funds to the nearest £	Restricted funds to the nearest £	Endowment funds to the nearest £	Total funds to the nearest £	Last year to the nearest £
A1 Receipts					
	17,198	38,568	-	55,766	48,718
	-	-	-	-	-
	-	-	-	-	-
	-	-	-	-	-
	-	-	-	-	-
	-	-	-	-	-
	-	-	-	-	-
Sub total (Gross income for AR)	17,198	38,568	-	55,766	48,718
A2 Asset and investment sales, (see table).					
	-	-	-	-	-
	-	-	-	-	-
Sub total	-	-	-	-	-
Total receipts	17,198	38,568	-	55,766	48,718
A3 Payments					
	61,671	-	-	61,671	59,402
	-	-	-	-	-
	-	-	-	-	-
	-	-	-	-	-
	-	-	-	-	-
	-	-	-	-	-
	-	-	-	-	-
	-	-	-	-	-
Sub total	61,671	-	-	61,671	59,402
A4 Asset and investment purchases, (see table)					
	-	-	-	-	-
	-	-	-	-	-
Sub total	-	-	-	-	-
Total payments	61,671	-	-	61,671	59,402
Net of receipts/(payments)	44,473	38,568	-	5,905	10,684
A5 Transfers between funds	-	-	-	-	-
A6 Cash funds last year end	-	-	-	-	-
Cash funds this year end	44,473	38,568	-	5,905	10,684

Section B Statement of assets and liabilities at the end of the period

Categories	Details	Unrestricted funds to nearest £	Restricted funds to nearest £	Endowment funds to nearest £
B1 Cash funds		-	-	-
		-	-	-
		-	-	-
	Total cash funds	-	-	-
	(agree balances with receipts and payments account(s))	Agreement Error	Agreement Error	OK

	Details	Unrestricted funds to nearest £	Restricted funds to nearest £	Endowment funds to nearest £
B2 Other monetary assets		-	-	-
		-	-	-
		-	-	-
		-	-	-
		-	-	-
		-	-	-

	Details	Fund to which asset belongs	Cost (optional)	Current value (optional)
B3 Investment assets			-	-
			-	-
			-	-
			-	-
			-	-

	Details	Fund to which asset belongs	Cost (optional)	Current value (optional)
B4 Assets retained for the charity's own use			-	-
			-	-
			-	-
			-	-
			-	-
			-	-
			-	-
			-	-
			-	-

	Details	Fund to which liability relates	Amount due (optional)	When due (optional)
B5 Liabilities			-	
			-	
			-	
			-	
			-	

Signed by one or two trustees on behalf of all the trustees	Signature	Print Name	Date of approval
	Marie Bounsall	Marie Bounsall	8/3/2023
	Marcus Laine	Marcus Laine	8/3/2023



Independent examiner's report on the accounts

Section A

Independent Examiner's Report

Report to the trustees

Charity Name

Roborough Preschool

31st December 2022

1022385

On accounts for the year ended

Charity no (if any)

Set out on pages

(remember to include the page numbers of additional sheets)

Responsibilities and basis of report

I report to the trustees on my examination of the accounts of the above charity ("the Trust") for the year ended **31 / 12 / 2022**

As the charity's trustees, you are responsible for the preparation of the accounts in accordance with the requirements of the Charities Act 2011 ("the Act").

I report in respect of my examination of the Trust's accounts carried out under section 145 of the 2011 Act and in carrying out my examination, I have followed all the applicable Directions given by the Charity Commission under section 145(5)(b) of the Act.

Independent examiner's statement

[The charity's gross income exceeded £250,000 and I am qualified to undertake the examination by being a qualified member of [insert name of applicable listed body]]. *Delete [] if not applicable.*

I have completed my examination. I confirm that no material matters have come to my attention in connection with the examination (other than that disclosed below *) which gives me cause to believe that in, any material respect:

- the accounting records were not kept in accordance with section 130 of the Charities Act; or
- the accounts did not accord with the accounting records; or
- the accounts did not comply with the applicable requirements concerning the form and content of accounts set out in the Charities (Accounts and Reports) Regulations 2008 other than any requirement that the accounts give a 'true and fair' view which is not a matter considered as part of an independent examination.

I have no concerns and have come across no other matters in connection with the examination to which attention should be drawn in this report in order to enable a proper understanding of the accounts to be reached.

* *Please delete the words in the brackets if they do not apply.*

Signed:

J BETTINSON

25/10/2023

Date:

MRS JULIE BETTISON

Name:

Book keeper

Relevant professional qualification(s) or body (if any):

1 DUNLEY WALK, PLYMOUTH. DEVON PL65QG

Address:

Section B

Disclosure

Only complete if the examiner needs to highlight material matters of concern (see CC32, Independent examination of charity accounts: directions and guidance for examiners).

Give here brief details of any items that the examiner wishes to disclose.

NONE