

Banking		
£20		
£10		
£5		
£2		
£1		
0.50p		
0.20p		
0.10p		
0.05p		
0.02p		
0.01p		
Total	-	

Stocking		
£1.50	Float:	Cash Taken:
£20		
£10		
£5	10.00	
£2	20.00	
£1	20.00	
0.50p	20.00	
0.20p		
0.10p		
0.05p		
0.02p		
0.01p		
Total	70.00	
Net Total:		

Advent Raffle		
	Float:	Cash Taken:
£1		
£20		
£10		
£5	10.00	
£2	20.00	
£1	20.00	
0.50p		
0.20p		
0.10p		
0.05p		
0.02p		
0.01p		
Total	50.00	
Net Total:		

Sweets/Cakes		
	Float:	Cash Counted:
£20	-	
£10	-	
£5	-	
£2	-	
£1	-	
0.50p	20.00	
0.20p	20.00	
0.10p	20.00	
0.05p	-	
0.02p	-	
0.01p	-	
Total	60.00	
Net Total:		

£20
£10
£5
£2
£1
0.50p
0.20p
0.10p
0.05p
0.02p
0.01p
Total
Net Total:

Christmas Badges/Keyrings		
£1	Float:	Cash Counted:
£20	-	
£10	-	
£5	10.00	
£2	20.00	
£1	20.00	
0.50p		
0.20p		
0.10p		
0.05p	-	
0.02p	-	
0.01p	-	
Total	50.00	
Net Total:		

£1
£20
£10
£5
£2
£1
0.50p
0.20p
0.10p
0.05p
0.02p
0.01p
Total
Net Total:

Cakes/Drinks		
50p	Float:	Cash Counted:
£20	-	
£10	-	
£5	5.00	
£2		
£1	20.00	
0.50p	30.00	
0.20p		
0.10p		
0.05p	-	
0.02p	-	
0.01p	-	
Total	55.00	
Net Total:		

£20
£10
£5
£2
£1
0.50p
0.20p
0.10p
0.05p
0.02p
0.01p
Total
Net Total:

Drinks	
Float:	Cash Counted:
-	
-	
-	
-	
20.00	
20.00	
-	
-	
-	
40.00	

£20
£10
£5
£2
£1
0.50p
0.20p
0.10p
0.05p
0.02p
0.01p
Total
Net Total:

Bark Snowman	
Float:	Cash Counted:
-	
-	
10.00	
20.00	
20.00	
-	
-	
-	
50.00	

50p
£20
£10
£5
£2
£1
0.50p
0.20p
0.10p
0.05p
0.02p
0.01p
Total
Net Total:

External Stall	
Float:	Cash Counted:
-	
-	
-	
-	
-	
-	

£20
£10
£5
£2
£1
0.50p
0.20p
0.10p
0.05p
0.02p
0.01p
Total
Net Total:

Glow	
Float:	Cash Counted:
-	
-	
-	
-	
-	
20.00	
-	
-	
-	
-	
-	
20.00	

£1
£20
£10
£5
£2
£1
0.50p
0.20p
0.10p
0.05p
0.02p
0.01p
Total
Net Total:

Lucky Dip	
Float:	Cash Counted:
-	
-	
5.00	
20.00	
30.00	
-	
-	
-	
-	
-	
55.00	

50p
£20
£10
£5
£2
£1
0.50p
0.20p
0.10p
0.05p
0.02p
0.01p
Total
Net Total:

Christmas Bauble

Float:	Cash Counted:
-	
-	
10.00	
20.00	
-	
-	
-	
-	
-	
-	
30.00	

Stick the nose on Rudolph


Float:	Cash Counted:
-	
-	
5.00	
-	
20.00	
30.00	
-	
-	
-	
-	
-	
55.00	


Float:	Cash Counted:
-	
-	
-	
-	
-	
-	
-	
-	
-	
-	
-	
-	

Date	Amount			
2/11/2022	410.00	Fireworks ticket takings - pre event	410.00	Fireworks ticke
08/11/2021	865.00	Fireworks ticket takings - pre event	865.00	Fireworks ticke
8/11/2021	4,135.10	Fireworks - on the night takings	4,135.10	Fireworks - on t
3/12/2021	1,236.90	Advent raffle takings	74.60	Firework surplu
3/12/2021	74.60	Firework surplus snack sale	5,484.70	
20/12/2021	134.85	Advent Raffle - chocolate tombola		
20/12/2021	296.00	Advent raffle takings		
20/12/2021	31.00	Advent raffle takings		
5/7/2022	10.00	Fun Day stall takings		
5/7/2022	1,480.00	Fun Day Float		
5/7/2022	4,542.00	Fun Day takings		

t takings - pre event
t takings - pre event
the night takings
is snack sale

		Date	Reference	Bank	Details	Total	Accruals
					YTD	20,032.59	-
10	0	13/10/2021	BACS	*	Swimming	2,700.75	
10	0	22/10/2021	BACS	*	Fireworks	364.89	
11	0	08/11/2021	Cheque 000073	*	Fireworks - cleaning/kitchen staff	120.00	
11	0	09/11/2021	BACS	*	Fireworks - Taylor Meat	310.00	
11	0	09/11/2021	BACS	*	Fireworks	701.99	
11	0	09/11/2021	BACS	*	Fireworks - Evans Sweets	232.19	
11	0	30/11/2021	BACS	*	Fireworks - St Johns	115.20	
11	0	30/11/2021	BACS	*	Advent Raffle - Meat prize	35.00	
11	0	30/11/2021	BACS	*	Advent Raffle tickets	119.94	
11	0	30/11/2021	BACS	*	Advent Raffle - Kindle prize	49.99	
11	0	30/11/2021	BACS	*	Fireworks - Buildbase lights	115.41	
11	0	30/11/2021	BACS	*	Christmas trees	120.00	
11	0	30/11/2021	BACS	*	Fireworks - Payment to Fireworks Crazy	2,208.33	
11	0	30/11/2021	BACS		CCC lottery license	20.00	
12	0	07/12/2021	BACS		Christmas trees - Rev Sue Martin	40.00	
12	0	13/12/2021	BACS		Reculver CE Primary Down House Trip	300.00	
12	0	20/12/2021	Cheque 000074		Advent Raffle - Cash prize	100.00	
1	0	04/01/2022	BACS		Parentkind Membership	128.00	
5	0	09/05/2022	BACS		Reculver CE Primary - Lottery donation	944.00	
6	0	21/06/2022	BACS		H Campbell Summer Fun Day drinks Bookers	115.13	
6	0	21/06/2022	BACS		H Campbell Summer Fun Day drinks	106.00	
6	0	23/06/2022	BACS		H Campbell Summer Fun Day Rubber Ducks	48.00	
6	0	23/06/2022	BACS		Reculver Primary Young Voices choir	83.34	
6	0	23/06/2022	BACS		E Lathwell Coconuts	34.50	
6	0	28/06/2022	BACS		H Campbell Summer Fun Day stock	118.44	





			Date	Reference	Bank	Details	Total	Fireworks
						YTD	24,944.60	14,274.57
9	0	-	07/09/2021	BACS	*	Lottery	112.00	
10	0	-	05/10/2021	BACS	*	Lottery	84.80	
10	0	-	19/10/2021	STRIPE	*	Fireworks	297.33	297.33
10	0	-	20/10/2021	STRIPE	*	Fireworks	302.06	302.06
10	0	-	21/10/2021	STRIPE	*	Fireworks	63.29	63.29
10	0	-	22/10/2021	STRIPE	*	Fireworks	185.54	185.54
10	0	-	25/10/2021	STRIPE	*	Fireworks	102.13	102.13
10	0	-	25/10/2021	STRIPE	*	Fireworks	83.21	83.21
10	0	-	25/10/2021	STRIPE	*	Fireworks	155.96	155.96
10	0	-	26/10/2021	STRIPE	*	Fireworks	73.15	73.15
10	0	-	27/10/2021	STRIPE	*	Fireworks	165.62	165.62
10	0	-	28/10/2021	STRIPE	*	Fireworks	112.59	112.59
10	0	-	29/10/2021	STRIPE	*	Fireworks	292.80	292.80
11	0	-	01/11/2021	STRIPE	*	Fireworks	34.11	34.11
11	0	-	01/11/2021	STRIPE	*	Fireworks	136.64	136.64
11	0	-	01/11/2021	STRIPE	*	Fireworks	175.88	175.88
11	0	-	02/11/2021	BACS	*	Lottery	85.60	
11	0	-	02/11/2021	STRIPE	*	Fireworks	126.98	126.98
11	0	-	02/11/2021	CASH	*	Fireworks pre sale tickets	410.00	410.00
11	0	-	02/11/2021	SUM UP	*	Fireworks	294.92	294.92
11	0	-	03/11/2021	STRIPE	*	Fireworks	190.47	190.47
11	0	-	03/11/2021	SUM UP	*	Fireworks	142.54	142.54
11	0	-	04/11/2021	STRIPE	*	Fireworks	215.12	215.12
11	0	-	04/11/2021	SUM UP		Fireworks	14.75	14.75
11	0	-	05/11/2021	STRIPE		Fireworks	238.89	238.89
11	0	-	08/11/2021	STRIPE		Fireworks	772.08	772.08
11	0	-	08/11/2021	STRIPE		Fireworks	150.63	150.63
11	0	-	08/11/2021	STRIPE		Fireworks	288.07	288.07
11	0	-	08/11/2021	CASH		Fireworks pre sale tickets	865.00	865.00
11	0	-	08/11/2021	CASH		Fireworks (On the night takings)	4,135.10	4,135.10
11	0	-	08/11/2021	SUM UP		Fireworks	466.47	466.47
11	0	-	09/11/2021	STRIPE		Fireworks	452.81	452.81
11	0	-	09/11/2021	BACS		Fireworks Just Bounce	60.00	60.00
11	0	-	10/11/2021	STRIPE		Fireworks	599.25	599.25
11	0	-	10/11/2021	SUM UP		Fireworks	3.93	3.93
11	0	-	11/11/2021	STRIPE		Fireworks	768.95	768.95
11	0	-	12/11/2021	STRIPE		Fireworks	1,070.20	1,070.20
11	0	-	15/11/2021	STRIPE		Fireworks	753.50	753.50
12	0	-	03/12/2021	CASH		Fireworks snack sale	74.60	74.60
12	0	-	03/12/2021	FPI		Advent Raffle	10.00	
12	0	-	03/12/2021	CASH		Advent Raffle	1,236.90	
12	0	-	07/12/2021	BACS		Lottery	116.40	
12	0	-	13/12/2021	FPI		Advent Raffle	3.00	
12	0	-	20/12/2021	CASH		Advent Raffle (Choc tombola)	134.85	
12	0	-	20/12/2021	CASH		Advent Raffle	296.00	
12	0	-	20/12/2021	CASH		Advent Raffle	31.00	
1	0	-	05/01/2022	BACS		Lottery	97.60	
2	0	-	08/02/2022	BACS		Lottery	126.00	
3	0	-	08/03/2022	BACS		Lottery	118.60	
3	0	-	15/03/2022	BACS		Lottery	18.60	
4	0	-	05/04/2022	BACS		Lottery	96.40	
5	0	-	04/05/2022	BACS		Lottery	88.00	
6	0	-	07/06/2022	BACS		Lottery	111.20	
6	0	-	17/06/2022	BACS		Fun Day stall payment	10.00	
6	0	-	22/06/2022	BACS		Fun Day stall payment	10.00	
6	0	-	23/06/2022	BACS		Fun Day stall payment	10.00	

7	0	-	01/07/2022	FPI	Stripe Payment (Disco)	65.77
7	0	-	04/07/2022	FPI	Stripe payment (Disco)	342.15
7	0	-	04/07/2022	FPI	Sum Up payment (Fun Day BBQ)	245.77
7	0	-	05/07/2022	FPI	Lottery	89.60
7	0	-	05/07/2022	FPI	Stripe Payment (Disco)	88.76
7	0	-	05/07/2022	CASH	Fun Day stall payment	10.00
7	0	-	05/07/2022	CASH	Fun Day Float Money	1,480.00
7	0	-	05/07/2022	CASH	Fun Day takings	4,542.00
7	0	-	06/07/2022	FPI	Stripe Payment (Disco)	60.52
7	0	-	07/07/2022	FPI	Stripe Payment (Disco)	164.61
7	0	-	08/07/2022	FPI	Stripe Payment (Disco)	13.92
7	0	-	11/07/2022	FPI	Stripe Payment (Disco)	23.40
7	0	-	12/07/2022	FPI	Stripe Payment (Disco)	55.88
7	0	-	13/07/2022	FPI	Stripe Payment (Disco)	51.24
7	0	-	14/07/2022	FPI	Stripe Payment (Disco)	108.14
7	0	-	15/07/2022	FPI	Stripe Payment (Disco)	46.60
7	0	-	18/07/2022	FPI	Stripe Payment (Disco)	99.04
7	0	-	19/07/2022	FPI	Lottery	16.80
7	0	-	19/07/2022	FPI	Stripe Payment (Disco)	70.41
7	0	-	20/07/2022	FPI	Stripe Payment (Disco)	103.09
7	0	-	21/07/2022	FPI	Stripe Payment (Disco)	56.48
8	0	-	02/08/2022	FPI	Lottery	88.40
8	0	-	31/08/2022	FPI	Ice cream takings (Year 1 trip)	50.50

	65.77				
	342.15				
		245.77			89.60
	88.76				
		10			
		1480			
		4542			
	60.52				
	164.61				
	13.92				
	23.4				
	55.88				
	51.24				
	108.14				
	46.6				
	99.04				16.8
	70.41				
	103.09				
	56.48				
					88.40
			50.50		



FW left over snack takings

RECULVER CE PRIMARY SCHOOL PTFA

BALANCE SHEET AS AT 31 AUGUST 2022

	Notes	2022 Total £	2021 Total £
Stock		-	-
Debtors and prepayments		-	-
Savings account		-	-
Cash at bank and in hand		<u>18,737</u>	<u>13,825</u>
Total Current Assets		<u>18,737</u>	<u>13,825</u>
Creditors and accruals: amounts falling due within one year	1	<u>1,350</u>	<u>-</u>
Net Current Assets		<u>17,387</u>	<u>13,825</u>
Net Assets		<u>17,387</u>	<u>13,825</u>
Funds			
Restricted funds	2	<u>1,057</u>	<u>1,057</u>
Unrestricted funds		<u>16,330</u>	<u>13,038</u>
		<u>17,387</u>	<u>14,095</u>

1. Payments received for end of year discos in FY21/22 but discos cancelled and held in FY22/23. £1350.01 therefore
2. Restricted for maintenance of school defibrillator

The accompanying notes form part of these financial statements.

Notes

B/f	0	B/f	0
1 Discos	1350.01		0
Balance	1350.01		
C/f	1350.01		

1. Payments received for end of year discos in FY21/22 but discos cancelled and held in FY22/23

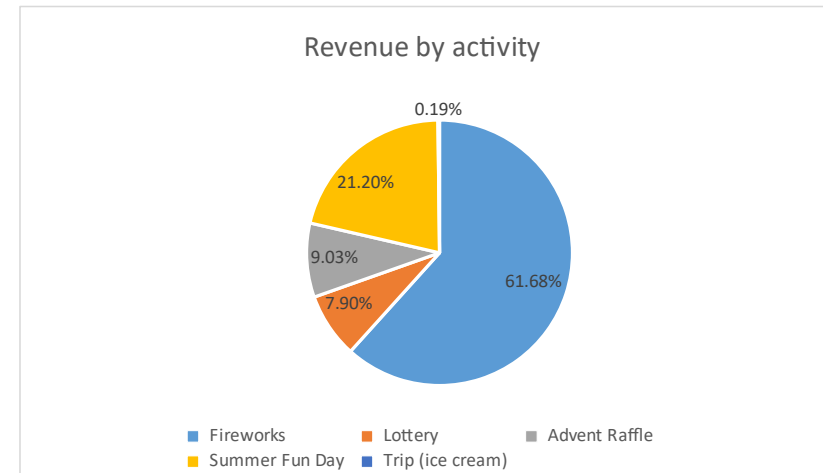
. £1350.01 therefore carried forward.

Event	Income	Expenditure	Profit
Fireworks	14,274.57	4,668.01	9,606.56
Lottery	1,250.00	20.00	1,230.00
Advent Raffle	1,711.75	304.93	1,406.82
Donations		11,884.48	- 11,884.48
ParentKind	-	128.00	- 128.00
Summer Fun Day	6,307.77	3,006.17	3,301.60
Shed Storage	-		-
Disco	1,350.01	1,350.01	-
Trip (ice cream)	50.50	21.00	29.50
Christmas trees		-	-
Defib	-	-	-
Total	24,944.60	21,382.60	3,562.00

Carried forward to FY22/23

1,057 1,057.00 restricted for defib (£1,057 raised in 2018/19)

	%	Profit/loss		Income	Expenditure
Fireworks	61.68%	9,606.56		14,274.57	4,668.01
Lottery	7.90%	1,230.00		1,250.00	20.00
Advent Raffle	9.03%	1,406.82		1,711.75	304.93
Summer Fun Day	21.20%	3,301.60		6,307.77	3,006.17
Trip (ice cream)	0.19%	29.50		50.50	21.00
Total		15,574.48		23,594.59	8,020.11



RECULVER CE PRIMARY SCHOOL PTFA

STATEMENT OF FINANCIAL ACTIVITIES
FOR THE YEAR ENDED 31 AUGUST 2022

	Unrestricted Funds £	Restricted Funds £	TOTAL FUNDS 2022 £	Unrestricted Funds £	Restricted Funds £	TOTAL FUNDS 2021 £
Incoming resources						
<i>Income from fundraising events</i>	20,633	0	20,633	2,419	0	2,419
<i>Other fundraising income</i>	2,962	0	2,962	1,603	0	1,603
<i>Investment income</i>	0	0	0	0	0	0
	23,595	0	23,595	4,022	0	4,022
Resources expended						
<i>Fund raising costs</i>	8,148	0	8,148	1,640	0	1,640
<i>Charitable Activities</i>	11,884	0	11,884	3,503	0	3,503
<i>Other</i>	0	0	0	0	0	0
Total resources expended	20,033	0	20,033	5,143	0	5,143
Net incoming/(outgoing) resources	3,562	0	3,562	(1,121)	0	(1,121)
Transfers between funds - transfers in						0
Transfers between funds - transfers out						0
						0
	3,562	0	3,562	(1,121)	0	(1,121)
Total funds brought forward 1 September	12768	1057	13825	13,889	1,057	14,946
Total funds carried forward at 31 August	16,330	1,057	17,387	12,768	1,057	13,825

RECULVER CE PRIMARY SCHOOL PTFA

**NOTES TO THE FINANCIAL STATEMENTS
FOR THE YEAR ENDED 31 AUGUST 2022**

1 Accounting Policies

Basis of preparation

The financial statements have been prepared in accordance with applicable accounting standards and

All incoming resources are accounted for gross.

Resources expended are accounted for on an accruals basis and are accounted for gross.